

I WANT
WHAT

GOOD

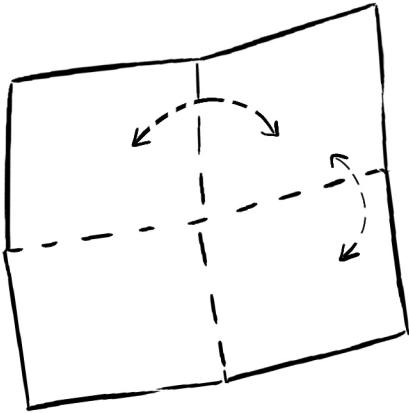
GAVE

WANT
GIFTS

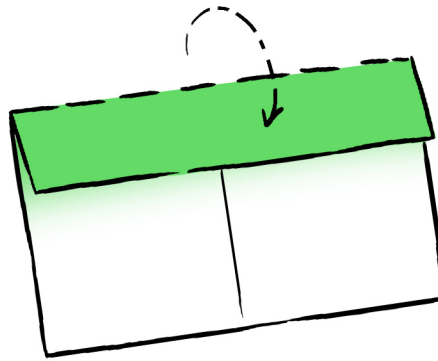
GOOD

WANT?

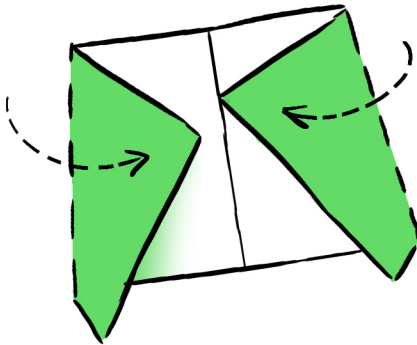
WONDER PLANE II



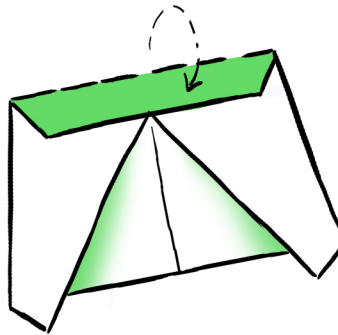
1. TURN THE PAPER TO THE RIGHT.
NOW FOLD IT IN HALF WIDTH AND
LENGTH WAYS AND OPEN IT OUT AGAIN



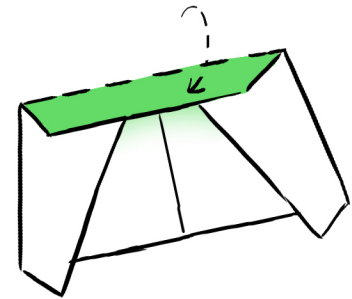
2. FOLD THE TOP DOWN TO
THE CREASE IN THE MIDDLE



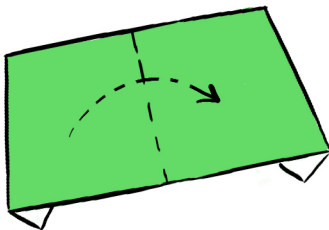
3. FOLD BOTH CORNERS SO THEY
TOUCH THE BOTTOM OF THE FLAP
AND THE CREASE IN THE MIDDLE



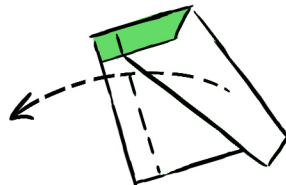
4. FOLD THE TOP DOWN



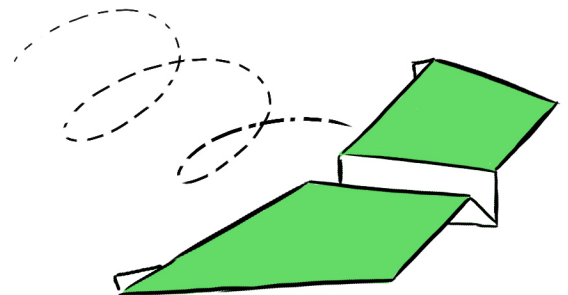
5. FOLD THE TOP
DOWN AGAIN



6. TURN THE PAPER OVER AND
FOLD IN HALD FROM LEFT TO RIGHT



7. FOLD AS SHOWN TO
MAKE A WING.
REPEAT ON THE
OTHER SIDE



8. YOUR WONDER PLANE II
WILL LOOK LIKE THIS