

DAY 4 OVERVIEW

i wonder...

THE BIG IDEA

I wonder how I can spend time with God?

THE BIBLE

Living for God:
Colossians 1:9-12, 3:16, 4:2-3

STUFF FOR THIS DAY

TEACHING – DAY 4

- ▶ [Shop & Prep List](#)
- ▶ [Lesson Outline](#)
- ▶ [Preteen Hacks](#)
- ▶ [Special Needs Hacks](#)
- ▶ [Preschool Hacks](#)
- ▶ [Lesson Guide](#)
- ▶ [Small Group Guide](#)
- ▶ [Printables](#)

FAMILIES & VOLUNTEERS

- ▶ [Volunteer Email](#)
- ▶ [Family Email](#)
- ▶ [Family Handouts](#)
- ▶ [Memory Verse Sign Language](#)

HOW TO PREPARE FOR THIS DAY



DESIGN

We made **lots of graphics** for you! Use them to create slides, social media posts, and more! You can find them in your [Graphics & Video folder](#).



SHOP & PREP

We made a **list** of everything you'll need to make this day happen. Get your editable Shop & Prep List [right here](#).



CUSTOMIZE

You know your kids and ministry better than we do, so **you'll probably want make some tweaks** to this day's lesson. You can do that by editing the Word document in your series downloads, or the [Message Builder](#), or [the Grow App](#).



HACK

If you're using Grow for your toddlers, you may want to make some tweaks to make it more age appropriate. **Get the Preteen Hacks** for Day 4 [here](#) and the **Special Needs Hacks** for Day 4 [here](#) and the **Preschool Hacks** for Day 4 [here](#).



COMMUNICATE

To make sure volunteers and families are in the loop, don't forget about these . . .

- ▶ [Volunteer Email](#)
- ▶ [Family Email](#)
- ▶ [Family Handouts](#)
- ▶ [Memory Verse Sign Language](#)

DAY 4 LESSON OUTLINE

i wonder...

THE BIG IDEA

I wonder how I can spend time with God?

THE BIBLE

Living for God:
Colossians 1:9-12, 3:16, 4:2-3

THIS DAY AT A GLANCE

LARGE GROUP TIME

- **VIDEO** | Countdown to Wonder
- **MUSIC** | Worship in Wonder
- **ACTIVITY** | Cloud Soap
- **ACTIVITY** | Upgrade an Invention
- **POLL** | Spending Time
- **BIG IDEA** | I wonder how I can spend time with God?
- **SKIT** | Adventures in Wonder Lab
- **BIBLE STORY** | Living For God
- **VIDEO** | "How Do I Pray?"
- **OBJECT LESSON** | Let It Sink
- **PRAYER**
- **ACTIVITY** | Play Stations
- **VIDEO** | Countdown to More Wonder
- **SNACK** | STEM Appétit!
- **REFLECTION** | How I Can Spend Time with God
- **RESPONSE** | Periodic Table of Evidence
- **MEMORY VERSE** | Towering Verse

SMALL GROUP TIME

- **DISCUSSION**
 - What are some ways we can spend time with God according to the verses we read today in Colossians?
 - Read Colossians 1:9. What do you think is the difference between knowledge, wisdom, and understanding?
 - Read Colossians 3:16. What should we have in our hearts as we spend time with God?
 - Say our memory verse, Psalm 40:5a, aloud. Name some of the wonders God has done.
 - What is your favorite way to spend time with God?
 - Think about something you spend a lot of time doing. How can you invite God into that time?
 - What is something you can do to encourage others to spend time with God?
- **ACTIVITY** | Wonder Puzzles
- **MEMORY VERSE** | Psalm 40:5a (NIV)

DAY 4 HACKS FOR PRETEENS

i wonder...

BY MIKE SHELEY

HOW TO HACK THIS SERIES FOR PRETEENS

In children's ministry, you've got a wide range of ages you need to engage every DAY, but preteens tend to get overlooked, so here are a few adjustments you can make to this day in order to keep your preteens more engaged.

MUSIC | Worship in Wonder

Since this version of "[This is Living Now](#)" includes the rap, get two or three of your preteens to learn it and jump in to lead that part! "[Together](#)" and "[In Your Light](#)" are additional songs you could use about how we live out our faith together.

ACTIVITY | Upgrade an Invention

For preteens, challenge them to "activate features" of what they already have to help them spend time with God.

- For example, do they have a device with reminders or alarms? Have them set an alarm or reminder for a specific time that repeats every day to remind them to read their Bible.
- They could take a picture of a Bible verse or even of a physical Bible and make that their lock screen to remind them to read their Bible before they use the device.
- It could also be non-tech. They could put a sticky note on one side of the door to their room or of their desk or mirror. When they see it, they will remember to read their Bible and can move the note to the other side of the door or desk. Before they go to bed, they can reset it for the next day.

These are just a few examples. Encourage preteens to brainstorm and think of some that specifically work for them.

POLL | Spending Time

Many preteens are or will soon be aware of this fact and many have a tool on their devices that shows them a “receipt” for exactly how they spend their time, like [Apple’s Screen Time](#). Have preteens make their own screen-time page, but focused on spending time with God. Have them make a key that shows what each color is for (same as the choices listed here). Then have them make a simple chart showing how much time they will spend on each from when they wake up to when they go to bed.

BIBLE STORY | Living For God

Preteens need guidance but want to do things on their own. Help them with both for the habit of reading their Bibles with a few suggested reading plans—or even just introducing them to what reading plans are through “[What is a Reading Plan?](#)” then pick a reading plan to go through together:

- [Live a Life of Worship](#) (6 days)
- [Focus](#) (6 days)
- [Shiny Influence](#) (6 days)
- [Bible experience for Preteens](#)

SNACK | STEM Appétit!

Sometime before this activity, show your group of preteens [this video](#) from 2018 of a Rube Goldberg machine created to pour cereal with a new spin! Then, challenge them to come up with a Rube Goldberg machine to mix treats. It probably won’t be as elaborate as the one in the video, but it will be more complex than the ones kids will make that day. Allow them to really have fun with this and show the other kids what can be done working together with creativity.

DAY 4 HACKS FOR KIDS WITH SPECIAL NEEDS

i wonder...

BY KIMBERLY DORPENYO

HOW TO HACK THIS SERIES FOR KIDS WITH SPECIAL NEEDS

In children's ministry, you've got a wide range of ages you need to engage every day, but kids with special needs tend to get overlooked, so here are a few adjustments you can make to this day in order to keep your kids with special needs more engaged.

ACTIVITY | Cloud Soap

Give kids pieces of paper with an outline of a cloud on it. Have friends glue cotton balls inside the cloud.

VIDEO | "How Do I Pray?"

Give each kid a pipe-cleaner and give them a bead of each color:

- Red – Admit to God a mistake you've made.
- White – Ask God to forgive you.
- Yellow – Thank God for something.
- Purple – Praise God.
- Green – Ask God for help.
- Pink – Pray for someone else.

This activity helps to learn color, practice fine-motor skills, and keep their hands busy. They can twist the pipe cleaner like a bracelet around their wrist. Print out the directions in color for kids to take home, and feel free to shorten or modify this list!

RESPONSE | Periodic Table of Evidence

As a supplement or replacement for this activity, have an [empty periodic table](#) pre-printed for kids. Provide stickers or labels of things they may be grateful for and let them decorate the periodic table.

MEMORY VERSE | Towering Verse

The tumbling blocks may overstimulate some friends, so have [cardboard blocks](#) with the memory verse on them in a different area of the room.

DAY 4 HACKS FOR PRESCHOOLERS

i wonder...

BY IDA MUNDELL

HOW TO HACK THIS DAY FOR PRESCHOOLERS

In kids ministry, you've got a wide range of ages you need to engage every week. Here are a few adjustments you can make to this week in order to keep your preschoolers more engaged.

ACTIVITY | Cloud Soap

Make [cloud dough](#) and invite preschoolers to play with it while you welcome them back for Day 4.

VIDEO | "How Do I Pray?"

Before or after the video, explain to preschoolers the "High Five" way to pray! If time allows, now or later, trace their hands and send them home with their own [prayer guide](#).

OBJECT LESSON | Let It Sink

For a fun spin on this object lesson, invite preschoolers to build a LEGO or block tower, but with the smallest block or brick on the bottom. Keep adding larger and larger blocks. (you want the tower to eventually fall over). Have preschoolers rebuild the tower with the largest block on the bottom. Tell them that the largest block represents spending time with God. When we give God the best and first parts of our day, our hearts will grow big and strong!

DAY 4 LESSON GUIDE

i wonder...

THE BIG IDEA

I wonder how I can spend time with God?

THE BIBLE

Living for God:
Colossians 1:9-12, 3:16, 4:2-3

LARGE GROUP TIME

WHAT? What are we talking about today?

VIDEO | Countdown to Wonder

- **INSTRUCTIONS:** Play today's intro video to pump kids up before your program begins!

MUSIC | Worship in Wonder

- **INSTRUCTIONS:** Lead kids into wonder-filled worship with our *I Wonder* theme songs! Consider also adding the following to your praise-list: "[You Are Awesome](#)" and "[This Is Living Now](#)"
 - ✂ **PRETEEN HACK:** Since this version of "[This is Living Now](#)" includes the rap, get two or three of your preteens to learn it and jump in to lead that part! "[Together](#)" and "[In Your Light](#)" are additional songs you could use about how we live out our faith together.

ACTIVITY | Cloud Soap

- Welcome to Day 4 of *I Wonder!* Today we are going to wonder about the ways we can give our time to God. Let's kick things off by engineering our very own clouds.
- **How many of you ever wondered what it would be like to touch a cloud? Do you think they are fluffy like cotton balls? Or are they sticky like cotton candy?**
- **INSTRUCTIONS:** Put an unwrapped bar of [Ivory soap](#) in a shallow dish and "cook" it in a microwave for 90 seconds on high power. Please note that this experiment will only work with

Ivory soap so while you may be tempted to use a different soap . . . don't! Be careful pulling the soap out of the microwave as it will be hot at first. Make one soap cloud per group of two to three kids. Have them break off pieces of the cloud and crumble it into flakes over a large bowl. Add a little bit of water to their soap flakes and have kids mold it like dough. You could even get [cloud-shaped cookie cutters](#) to make new bars of soap kids can take home.

✂ **PRE-SCHOOL HACK:** Make [cloud dough](#) for preschoolers to play with.

✂ **SPECIAL NEEDS HACK:** Give kids pieces of paper with an outline of a cloud on it. Have friends glue cotton balls inside the cloud.

- With just a little imagination and time, we can learn to do amazing things! Imagine what could happen if we gave our time to God!

ACTIVITY | Upgrade an Invention

- **INSTRUCTIONS:** Using the Upgrade an Invention printable, kids will choose one of the inventions listed and “upgrade” it to a way they can use it to spend time with God.
 - ✂ **PRE-TEEN HACK:** Additionally, challenge preteens to “activate features” of what they already have to help them spend time with God (e.g., setting an alarm for Bible reading time).
- Sometimes, inventors don't create something completely new—they upgrade something that already exists.
- Wouldn't it be cool if we had a refrigerator that shot out a Bible verse with your ice cubes or if your toothbrush prayed a prayer while you brushed your teeth?
- **If you could upgrade an invention so it helped you spend time with God, what would it be?**

POLL | Spending Time

- **INSTRUCTIONS:** Set up five bins labeled: Reading, Singing, Exploring, Sharing, and Praying (or add pictures to represent each of them: Bible, microphone, binoculars, speech bubble, prayer hands). Give each kid \$24 in play money (lesser amounts are fine) and have them put their money in bins based on where they might distribute their time. Tally up how much is in each bin to see which answers are the most popular.
 - ✂ **PRE-TEEN HACK:** Have kids map their own “screen time,” focusing on spending time with God. Have them make a key that shows what each color is for (same as the choices listed [here](#)). Then have them make a simple chart showing how much time they will spend on each from when they wake up to when they go to bed.
- A lot of people say “time is money.” Alright, so I'm going to give you all some money. Each dollar is equal to one hour. How would you “spend” your time with God, if you had these choices:
 - Reading Bible stories about God.
 - Singing worship songs to God.
 - Exploring the nature God made.
 - Sharing about God.
 - Praying to God.

BIG IDEA | I wonder how I can spend time with God?

- **INSTRUCTIONS:** *Distribute the Big Idea printables and have kids color and decorate the airplane template. Then fold the paper airplane together step-by-step. The completed airplane should show the day's Big Idea. Have kids shout the Big Idea together as they throw their airplanes into the air!*
- Today's Big Idea is: **I wonder how I can spend time with God?**

SO WHAT? *Why does it matter to God and to us?*

SKIT | Adventures in Wonder Lab

- **INSTRUCTIONS:** *Perform or play a pre-recorded video of today's theme skit.*

BIBLE STORY | Living For God

- It's our final day of being in the Bible lab together! You have all been excellent researchers so far! Let's see what data we can collect today to help us draw a conclusion about today's Big Idea question!
- **INSTRUCTIONS:** *Put on a lab coat, goggles, and nitrile gloves for each week's Bible teaching. Place or project an image of a chalkboard behind you with the following words on it: Question, Data, and Conclusion. Ask for an adult or kid volunteer to be "Bible Bot" and read Colossians 1:9–12, 3:16, and 4:2–3 in a robotic voice when prompted.*
 - ✂ **PRETEEN HACK:** *Introduce preteens to developing a habit of reading the Bible. Check out the resources listed in the Preteen Hacks document.*
- Step one. Today's Big Idea is: **I wonder how I can spend time with God?** *[Write the Big Idea on the board next to "Question."]*
 - Spending time with God, hmm. This is a very important question indeed! Even though we can't see God, God is always with us and is waiting for us.
 - But most of the time, we are so busy with doing other things, we tend to ignore God altogether. That's why we need to think about what we can do to make deliberate choices to spend time with God.
- Step two. Let's collect some data! For that, we turn to the Bible. *[Write Colossians 1:9–12, 3:16, 4:1–3 next to "Data."]*
 - **Bible Bot, please tell us what Colossians 1:9–12 says.** Thank you, Bible Bot! This passage tells us that spending time with God starts with knowing God more and then doing things that make God happy. That makes sense!
 - **Could you process Colossians 3:16, Bible Bot?** This verse tells us one way we can spend time with God—reading the Bible and singing to God with grateful hearts!
 - **Colossians 4:2–3, if you will, Bible Bot.** These last verses tell us to spend time with God by praying to God. We can pray for the things we need, the fears we have, the good day we just had . . . we can talk to God about literally anything! And don't forget, we can pray for others, too.

- Step three. What can we conclude about our question: **I wonder how I can spend time with God?** [Write the word "Life" next to "Conclusion."]
 - Looking at the book of Colossians, we find that spending time with God is not just about doing one or two things a day and checking them off a list. It's about how we live our lives all the time, in ways that honor God. Whether it's in reading the Bible and praying, or doing something kind to help a neighbor, we can spend time with God by living our lives for God!

VIDEO | "How Do I Pray?"

- One of the best ways to spend time with God is by praying! Prayer is simply talking to God. But just because it's simple, doesn't mean we don't occasionally get stuck on what to say!
- **Do you ever wonder how you are supposed to pray?**
- **INSTRUCTIONS:** Play this video, "[How Do I Pray?](#)" by Harvestark Studios.
 - ✂ **PRESCHOOL HACK:** Before or after the video, explain to preschoolers the "High Five" way to pray! If time allows, now or later, trace their hands and send them home with their own [prayer guide](#).
 - ✂ **SPECIAL NEEDS HACK:** Give each kid a pipe-cleaner and give them a bead of each color: Red – Admit a mistake to God; White – Ask God to forgive you; Yellow – Thank God for something; Purple – Praise God; Green – Ask God for help; Pink – Pray for someone else. They can twist the pipe cleaner like a bracelet around their wrist.
- The best thing about prayer is that there is no right or wrong way! Start by saying "Hi, God!" and tell God what's on your mind. It's like talking to a good friend. You can tell God what you're excited or worried about, ask questions, and admit when you need help.

OBJECT LESSON | Let It Sink

- **INSTRUCTIONS:** Fill two large beakers (or tall water glasses) about three-quarters of the way with water. Set aside two raw eggs, one to two cups of salt, and a spoon.
 - ✂ **PRESCHOOL HACK:** For a fun spin on this object lesson, invite preschoolers to build a LEGO or block tower, but with the smallest block or brick on the bottom. Keep adding larger and larger blocks until it falls over. Have preschoolers rebuild the tower with the largest block on the bottom. Tell them that the largest block represents spending time with God. When we give God the best and first parts of our day, our hearts will grow big and strong!
- Let's try a little experiment. This beaker shows us how we might spend our day. The egg represents our time with God.
- When we put God first, we give more weight to God. We remember to spend time with God throughout the day in everything we do, so—just like this egg here—God's Word "sinks" into our hearts. [Drop an egg in the beaker with only water.]
- But more often than not, we find ourselves getting preoccupied with a lot of things. Like doing schoolwork, playing video games, watching TV, eating snacks, and stuff like that. **Can you name some other things that fight for our attention?** [For each suggestion given, put a spoonful of salt into the second beaker. Stir until salt dissolves.]

- Now, these are not all bad things. As a matter of fact, some of these things are very important. But when we spend too much time on only these things, our time with God just floats away! *[Add the second egg to the salt water mixture. It should float.]*
- Spending time with God doesn't mean we don't do anything else. It just means we include God in everything we do! **Wonder how you can spend time with God?** Let this experiment sink in!

PRAYER

- God, how wonderful it is that we get to spend time with you every day. Thank you for always being near enough to receive our worship and to hear about our day and our feelings. Help us to spend time with you by making every moment a life lived for you. Amen.

ACTIVITY | Play Stations

- **INSTRUCTIONS:** See the "Play Stations" section for some ideas for this free play segment. You can set up the same stations every day or change them up for each session. Let kids float around between stations freely, but designate leaders to supervise.

NOW WHAT? What does God want us to do about it?

VIDEO | Countdown to More Wonder

- **INSTRUCTIONS:** Play today's teaching video to give kids a little bit of a break before continuing on with the program.

SNACK | STEM Appétit!

- **INSTRUCTIONS:** Kids can work in groups of two to three to apply concepts of simple machines (levers, pulleys, etc.) and create a [Rube Goldberg machine](#) that helps them mix two different kinds of treats. Check out detailed [instructions here](#).

✂ **PRETEEN HACK:** Before this activity, show your group of preteens this video from 2018 of a Rube Goldberg machine created to pour cereal with a new spin!

- **What was your process for building this machine?**
- This machine has so many parts that when one thing is off or broken, the entire machine doesn't work.
- Sometimes when we try to juggle too much in our lives, we might not do well in some areas. Like when we're sucked into a video game, we might forget to do our homework. Or if we're super focused on our school work, we might forget to call our friend on their birthday.
- When it comes to spending time with God, it's not enough to just fit God into our schedule. We have to fit our schedules around God by making our lives revolve around Him!

REFLECTION | How I Can Spend Time with God

- **INSTRUCTIONS:** Split kids into groups of four to five or into their designated small groups. Give each group a pizza pan and enough gear cut-outs for each kid to have three. After kids fill out their gears, have them glue them to the pizza pan. Then have them make a clock on top, using number

stickers and garden labels for clock hands (or they can make their own). [Here's an idea](#) of what their finished products might look like.

- On the first two gears, write something you usually do at a specific time. Include the actual time you do that activity. For example: "7:00 a.m. – Wake up." Glue these onto the clock.
- On the third gear, write a specific time you can dedicate to God each day, if you don't have one already. What will you do during that time? Glue these on top of the other gears.
- We started the day thinking, **I wonder how I can spend time with God?** Now we know that when we live for God, we spend time with God! And we can live for God in even the smallest things we do every day.

RESPONSE | Periodic Table of Evidence

- **INSTRUCTIONS:** Near the top of a sheet of colored paper, have kids write their first initial in uppercase and their last initial in lowercase in large letters (e.g., Linda Moon would be written Lm), and their full name underneath in smaller letters. Under that, they can write or draw about a specific moment in their lives they are thankful for (e.g., when they were born, their team won a game, they got a new sibling or learned a new skill). Put up completed ones and arrange them like a periodic table. Have kids make multiple pages so you can get a sizable display!
 - ✂ **SPECIAL NEEDS HACK:** Have an [empty periodic table](#) pre-printed for kids. Provide stickers or labels of things they may be grateful for and let them decorate the periodic table.
- A big part of spending time with God is saying, "Thank you" for all the good things God has given to us. Let's see how much evidence we can gather for how much God deserves our gratitude and our time!

MEMORY VERSE | Towering Verse

- **INSTRUCTIONS:** This activity consists of memorizing the verse while playing a game of tumbling blocks (i.e., Jenga)! Write or type out this week's verse on a piece of paper or adhesive labels. Cut out each word and affix it to the short end of blocks only on one side of the tower, and in order. Every time someone removes a block, recite the memory verse together. Eventually, pieces of the memory verse will be missing, so it will make the kids have to recite it from memory. Once the tower falls over, ask the kids to work together to put the verse in the correct order (see [this image](#) for reference). For added fun, use [giant Jenga blocks](#) or make your own using empty soda can boxes.
 - ✂ **SPECIAL NEEDS HACK:** Use [cardboard blocks](#) with the memory verse on them in a different area of the room.

SMALL GROUP TIME

DISCUSSION

- **What are some ways we can spend time with God according to the verses we read today in Colossians?**

- Read Colossians 1:9. What do you think is the difference between knowledge, wisdom, and understanding?
- Read Colossians 3:16. What should we have in our hearts as we spend time with God?
- Say our memory verse, Psalm 40:5a, aloud. Name some of the wonders God has done.
- What is your favorite way to spend time with God?
- Think about something you spend a lot of time doing. How can you invite God into that time?
- What is something you can do to encourage others to spend time with God?

ACTIVITY | Wonder Puzzles

- **INSTRUCTIONS:** Prepare four different colors of craft sticks. Give each kid six sticks of each color. Have them line up each set of sticks and put a piece of painter's tape across to hold them steady. Have them flip it over, write one of the Big Ideas from the week, and decorate it. They can peel the tape off and mix the sticks around to create a puzzle. Repeat for the remaining three color sets. If you have time, kids can swap and try to solve each other's puzzles.
- **What four things did we wonder about during I Wonder VBS?**
 - I wonder what makes my story unique?
 - I wonder what gifts God gave me?
 - I wonder what I can learn from others?
 - I wonder how I can spend time with God?
- Let's make a puzzle for each of the Big Ideas we talked about during VBS. Take them home to remind you of everything we learned together. There's always so much more to wonder about our wonderful God!

MEMORY VERSE | Psalm 40:5a (NIV)

- **INSTRUCTIONS:** Practice the memory verse with the signs (a combination of SEE and ASL) we've provided.

DAY 4

SMALL GROUP GUIDE



THE BIG IDEA

I wonder how I can spend time with God?

THE BIBLE

Living for God:
Colossians 1:9-12, 3:16, 4:2-3

QUESTIONS

- What are some ways we can spend time with God according to the verses we read today in Colossians?
- Read Colossians 1:9. What do you think is the difference between knowledge, wisdom, and understanding?
- Read Colossians 3:16. What should we have in our hearts as we spend time with God?
- Say our memory verse, Psalm 40:5a, aloud. Name some of the wonders God has done.
- What is your favorite way to spend time with God?
- Think about something you spend a lot of time doing. How can you invite God into that time?
- What is something you can do to encourage others to spend time with God?

ACTIVITY

Prepare four different colors of craft sticks. Give each kid six sticks of each color. Have them line up each set of sticks and put a piece of painter's tape across to hold them steady. Have them flip it over, write one of the Big Ideas from the week, and decorate it. They can peel the tape off and mix the sticks around to create a puzzle. Repeat for the remaining three color sets. If you have time, kids can swap and try to solve each other's puzzles.

What four things did we wonder about during I Wonder VBS?

- I wonder what makes my story unique?
- I wonder what gifts God gave me?
- I wonder what I can learn from others?
- I wonder how I can spend time with God?

MEMORY VERSE OF THE WEEK: Psalm 40:5a (NIV)

Many, Lord my God, are the wonders you have done, the things you planned for us.


Looking for sign language? Go to growcurriculum.org/Psalm40-5a and start memorizing!


THE BIG IDEA:

I wonder how I can spend time with God?

THE BIBLE:

Living for God: Colossians 1:9-12, 3:16, 4:2-3






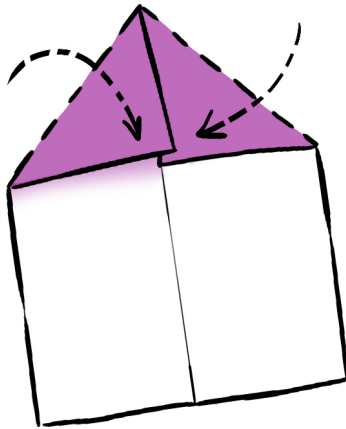
WHO
CAN
GO

WIDE
SPREADS

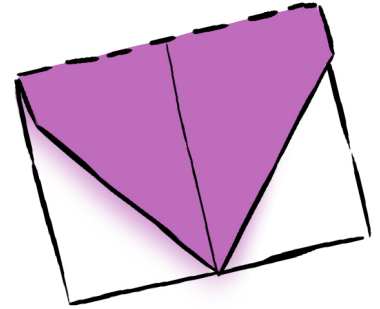
WONDER PLANE IV



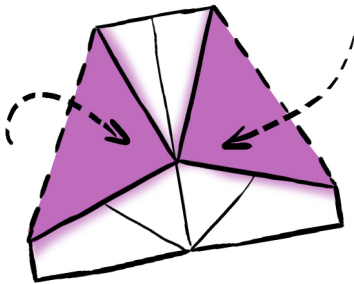
1. FOLD THE PAPER IN HALF AND OPEN OUT FLAT AGAIN



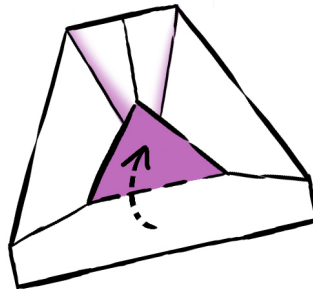
2. FOLD THE TOP RIGHT AND LEFT CORNERS TO THE MIDDLE



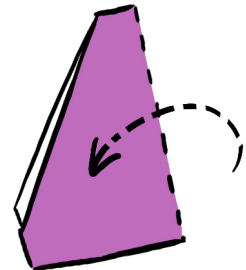
3. FOLD THE SHIP IN HALF FROM TOP TO BOTTOM



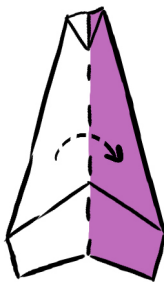
4. FOLD IN THE LEFT AND RIGHT SIDES



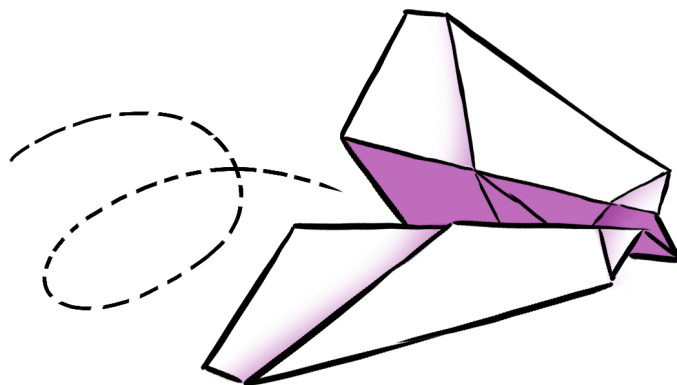
5. FOLD THE TRIANGLE UP



6. FOLD THE SHIP IN HALF, RIGHT TO THE LEFT, AS SHOWN HERE



7. FOLD DOWN TO MAKE A WING. REPEAT ON THE OTHER SIDE



8. YOUR WONDER PLANE IV WILL LOOK LIKE THIS



UPGRADE AN INVENTION

Pick one of the inventions on this page. How can you UPGRADE it to help you spend time with God?
Draw a picture of your new invention below!

