



SESSION 2

HACKS FOR PRESCHOOLERS

MISSION:
DEEP SEA

BY TIFFANY THENOR

HOW TO HACK THIS SESSION FOR PRESCHOOLERS

In kids ministry, you've got a wide range of ages you need to engage every week. Here are a few adjustments you can make to this week in order to keep your preschoolers more engaged.

ACTIVITY | Lunch Launch

To avoid this game becoming frustrational for young children, ensure that the game is done on a small scale or with large goals for easy aim. For example, instead of tossing bread loaves into a basket, tape off a large perimeter for children to aim into.

ACTIVITY | Gifts I Have

Have all children sit on the floor or in a chair. Change the statements to "I CAN" statements. If the child agrees with the statement, they can stand up. If the child does not agree with the statement, they can sit or remain sitting. For example, you can say things like, "I can ride a bike" or "I can make a new friend easily."

THE BIG IDEA | My faith grows deeper when I use my gifts.

To help younger children remember the Big Idea, provide hand motions for the words. Example: My faith (hands on heart) grows (move hand from ground up in levels to demonstrate growing) deeper (point downward) when I use (point to self) my gifts (hands on hips).

On a large butcher piece of paper, pre-write the Big Idea. When a child finds an index card containing one of the words from the Big Idea, they can match it with the words written on the butcher paper and velcro/tape it beneath the written word on the butcher paper that is displayed. For large groups of children, you can duplicate the set up of this activity in 3-5 areas of the room. It is important to not leave too many children waiting around for this to go on to avoid loss of student engagement. Or, you can make this relay-race style for more students to be engaged in the cheering of this game.

ACTIVITY | I Draw, You Draw




An alternative to this activity would be to provide the physical materials instead of requiring them to write or try to draw something that another child would have to decipher. In a brown paper bag, place random household objects (toothbrush, eating utensils, pencil, paint brush, bobby pin, hair tie, shoe laces, bowl, etc.). Make sure there are enough small items for each child to grab one. Then, have them think of an alternative use for it and act out the proper and new way of using the item for their group.

MEMORY VERSE | Ephesians 3:18

Have the completed memory verse displayed so that they can reference the correct order, instead of needing the ability to read it. For children who have difficulty identifying the words, provide a picture underneath each word to help them make the right matches.

ABOUT THE AUTHOR

TIFFANY THENOR

 raisingwonders.org & WonderHere.org
 facebook.com/tiffanydawn.samuels
 instagram.com/raising.wonders



Tiffany Thenor graduated from Southeastern University with a degree in Elementary Education. She is a professional educator with 11 years of experience teaching in public and private education. Now, she spends the bulk of her time innovating and collaborating with parents and other educators through her Learn & Play Studio in Lakeland, FL-WonderHere. Prior to this, she has served in the local church as a children’s pastor and in other capacities in both children’s and youth ministry. She now believes her primary ministry field is parenting and homeschooling her small children and working

with parents and students through her educational facility and online platform.

Tiffany has been married to the love of her life, Jeffrey Thenor, for 9 years. Together, they raise their two beautiful boys, Jeremiah (age 4) and Ezra (age 1.5). They are super thrilled to be expecting their newest addition, a baby girl in May of 2020.

If you’d like to chat with Tiffany about Preschool Ministry, Children’s Ministry, homeschooling, or just whatever-reach out! She would love to connect with you!

ADDITIONAL DEVELOPMENT: Elle Campbell, Brooklyn Lindsey, Amber Stephens, Linda Moon.

TEACHING VIDEOS: Sunday Cool, After School Program.

TEACHING SKITS: Natasha McGill.

PRETEEN HACKS: Mikey Sheley.

SPECIAL NEEDS HACKS: Kimberly Dorpenyo.

PRESCHOOL HACKS: Tiffany Thenor.

MEMORY VERSE SIGN LANGUAGE: Sunny Brown.

GRAPHIC DESIGN: Josh Gosney, Jules Gray, Elle Campbell.

LAYOUT DESIGN: Jules Gray, Elle Campbell.

ILLUSTRATION: James Huang.

ADDITIONAL SUPPORT: Kenny Campbell, Tash McGill, Stephen Switzer, Ali Anne, Eddie Irvin, Ari Raines, Kellee Gentry, Tim Synan, Josh McLemore, Amber Gaddis, Megan Romer, Kathie Phillips, Sunny Brown, Dena Kitchens.