



SESSION 3

OVERVIEW

MISSION:
DEEP SEA

THE BIG IDEA

My faith grows deeper when
I spend time with God.

THE BIBLE

Jesus and the Salvation Story:
Philippians 2:5-11

STUFF FOR THIS SESSION

TEACHING – SESSION 3

- ▶ How to Prepare
 - ▶ [Shopping List](#)
 - ▶ [Prep List](#)
- ▶ [Lesson Outline](#)
- ▶ [Preteen Hacks](#)
- ▶ [Special Needs Hacks](#)
- ▶ [Preschool Hacks](#)
- ▶ [Lesson Guide](#)
- ▶ [Small Group Guide](#)
- ▶ [Printables](#)

PARENTS & VOLUNTEERS

- ▶ [Session 3 Volunteer Email](#)
- ▶ [Volunteer Huddles](#)
- ▶ [Parent Email](#)
- ▶ [Parent Handouts](#)
- ▶ [Memory Verse Sign Language](#)

HOW TO PREPARE FOR THIS SESSION



DESIGN

We made **lots of graphics** for you! Use them to create slides, social media posts, and more! You can find them in your [Graphics folder](#) & [Video folder](#).



SHOP

We made a **list** of everything you'll need to buy, borrow, or dig out of your storage closet in order to make this week happen. Get your editable shopping [right here](#).



PREP

We made a list of everything you'll need to print, cut, glue, build, or make in order to make this week happen. Get the list [right here](#).



CUSTOMIZE

You know your kids and ministry better than we do, so **you'll probably want make some tweaks** to this lesson. You can do that by editing the Word document in your series downloads.



HACK

If you're using Grow for your toddlers, you may want to make some tweaks to make it more age appropriate. **Get the Preteen Hacks** for Session 3 [here](#) and the **Special Needs Hacks** for Session 3 [here](#) and the **Preschool Hacks** for Session 3 [here](#).



COMMUNICATE

To make sure volunteers and parents are in the loop, don't forget about these . . .

- ▶ [Session 3 Volunteer Email](#)
- ▶ [Volunteer Huddles](#)
- ▶ [Parent Email](#)
- ▶ [Parent Handouts](#)
- ▶ [Memory Verse Sign Language](#)



SESSION 3

WEEKDAY LESSON OUTLINE

MISSION:
DEEP SEA

THE BIG IDEA

My faith grows deeper when
I spend time with God.

THE BIBLE

Jesus and the Salvation Story:
Philippians 2:5-11

THIS SESSION AT A GLANCE

- **VIDEO** | Morning Intro 3
- **MUSIC** | Waves of Worship
- **ACTIVITY** | Beach Ball Bounce
- **ACTIVITY** | Octopus Tag
- **ACTIVITY** | DEEP SEA HQ Skit
- **ACTIVITY** | Sunken Treasure
- **SCRIPTURE** | Philippians 2:5-11
- **THE BIG IDEA** | My faith grows deeper when I spend time with God.
- **OBJECT LESSON** | Salvation
- **PRAYER**
- **SNACK** | Sandy Shores

■ **DISCUSSION**

- What separates us from God?
 - God loves us and wants a relationship with us. Who did God send to rescue us from sin?
 - Once we've been forgiven we have a choice to honor what Jesus has done with our lives! Will it be easy to choose what is right over sin?
 - Read 1 Peter 1:15-16. What does "holy" mean? What are some ways we can be holy?
 - Why does spending time with God make our faith grow deeper?
 - Why do you think God chose to rescue us from sin by sending Jesus?
 - How does knowing God loves us so much change how we live?
- **ACTIVITY** | Play Stations
 - **VIDEO** | Afternoon Countdown 3
 - **REFLECTION** | Water Beads
 - **REFLECTION** | Sea Shells
 - **MEMORY VERSE** | Ephesians 3:18
 - **ACTIVITY** | Deep Sea Coral Painting Craft



SESSION 3

EVENING LESSON OUTLINE

MISSION:
DEEP SEA

THE BIG IDEA

My faith grows deeper when I spend time with God.

THE BIBLE

Jesus and the Salvation Story:
Philippians 2:5-11

THIS SESSION AT A GLANCE

- **VIDEO** | Morning Intro 3
- **MUSIC** | Waves of Worship
- **ACTIVITY** | Octopus Tag
- **ACTIVITY** | Sunken Treasure
- **SCRIPTURE** | Philippians 2:5-11
- **THE BIG IDEA** | My faith grows deeper when I spend time with God.
- **OBJECT LESSON** | Salvation
- **PRAYER**
- **SNACK** | Sandy Shores

■ **DISCUSSION**

- What separates us from God?
- God loves us and wants a relationship with us. Who did God send to rescue us from sin?
- Once we have been forgiven we have a choice to honor what Jesus has done with our lives! Will it be easy to choose what is right over sin?
- Read 1 Peter 1:15-16. What does "holy" mean? What are some ways we can be holy?
- Why does spending time with God make our faith grow deeper?
- Why do you think God chose to rescue us from sin by sending Jesus?
- How does knowing God loves us so much change how we live?

- **VIDEO** | Afternoon Countdown 3
- **REFLECTION** | Sea Shells
- **MEMORY VERSE** | Ephesians 3:18
- **ACTIVITY** | Deep Sea Coral Painting Craft



SESSION 3

HACKS FOR PRETEENS

MISSION:
DEEP SEA

BY MIKE SHELEY

HOW TO HACK THIS SESSION FOR PRETEENS

In kids ministry, you've got a wide range of ages you need to engage every week, but preteens tend to get overlooked, so here are a few adjustments you can make to this week in order to keep your preteens more engaged.

MUSIC | Waves of Worship

An alternative playlist for preteens:

- ["Only Wanna Sing"](#)
- ["Real Love"](#)
- ["We Are Royals"](#)

SNACK | Sandy Shores

Many of the hacks we offer are great for preteens in with the students or up front, but you have preteens who don't want to be up front or with children, but who would love to serve behind the scenes. Recruit a few of these preteens to help make these supplies before this session of vbs. Offer them the opportunity or recruit different preteens to help the children with assembling these during the session.




MEMORY VERSE | Ephesians 3:18

Type out this verse three times on one sheet of paper equally spaced apart. In the second one, delete every other word. In the third one, delete everything except the first letter of every word. When you hand these out to preteens, have them fold it into a tri-fold. They can practice using each of these as a different way to memorize this verse.

ABOUT THE AUTHOR

MIKE SHELEY



 facebook.com/michaelsheley
 instagram.com/michaelsheley
 twitter.com/michaelsheley

Mike Sheley is the Middle School Pastor overseeing ministries for preteen (5th-6th grade) and young adolescent (7th-8th grade) students at Mount Pleasant Christian Church in central Indiana. He has been in student ministry for over twenty years, with more than twelve of those years in his current position. In his current ministry, preteens participate alongside middle schoolers for weekly programming, but have their own lessons and special events. However, part of the health of the ministry is due to the close friendship and working relationship Mike has with the children’s ministry team.

Mike is married and has three kids - one in college,

one in high school and one in middle school. Mike has had the joy and challenge of ministering to all of his kids as their youth pastor during their preteen and middle school years.

Mike’s odd jobs over the years have included working at the his local Apple Store, Target, and at a couple fast-food restaurants. He has a weird fascination with presentations and fonts.

If you’d like to chat with Mike about spiritual disciplines with preteens, parent ministry or developing better presentations, reach out! He would love to connect with you!

ADDITIONAL DEVELOPMENT: Elle Campbell, Brooklyn Lindsey, Amber Stephens, Linda Moon.

TEACHING VIDEOS: Sunday Cool, After School Program.

TEACHING SKITS: Natasha McGill.

PRETEEN HACKS: Mikey Sheley.

SPECIAL NEEDS HACKS: Kimberly Dorpenyo.

PRESCHOOL HACKS: Tiffany Thenor.

MEMORY VERSE SIGN LANGUAGE: Sunny Brown.

GRAPHIC DESIGN: Josh Gosney, Jules Gray, Elle Campbell.

LAYOUT DESIGN: Jules Gray, Elle Campbell.

ILLUSTRATION: James Huang.

ADDITIONAL SUPPORT: Kenny Campbell, Tash McGill, Stephen Switzer, Ali Anne, Eddie Irvin, Ari Raines, Kellee Gentry, Tim Synan, Josh McLemore, Amber Gaddis, Megan Romer, Kathie Phillips, Sunny Brown, Dena Kitchens.



SESSION 3

HACKS FOR KIDS WITH SPECIAL NEEDS

MISSION:
DEEP SEA

BY KIMBERLY DORPENYO

HOW TO HACK THIS SESSION FOR KIDS WITH SPECIAL NEEDS

In kids ministry, you've got a wide range of ages you need to engage every week, but kids with special needs tend to get overlooked, so here are a few adjustments you can make to this week in order to keep your kids with special needs more engaged.

ACTIVITY | Beach Ball Bounce

Provide a separate ball in a different area of the room and do the same activity one-on-one OR have a kiddie pool filled with balls in the back of the room or the hallway. Let your friends get in the bin of balls and take out a pre-printed picture of the answers to the questions. Have the one-on-one read the back of the pictures to them.

ACTIVITY | Octopus Tag

Provide a buddy for this game. If friends cannot play this game or do not want to play this game, provide a separate area where they can move like different animals in the sea, such as a shark (place fin on head and go from one line to the other); crab (walk sideways or crawl from one line to the other); fish (pucker lips and flap arms); dolphin (jump); ocean diver (swim around in designated space).

ACTIVITY | Sunken Treasure

Provide a big crayon (easier for special hands to hold) and let them circle the answers on their map while sitting with the group. Have them share their map with the group.

THE BIG IDEA | My faith grows deeper when I spend time with God.

Provide a separate kiddie pool with the same supplies, just take away the racing aspect so they can take their time.

REFLECTION | Water Beads

Have a separate container with water beads in it that our friends can touch and squeeze. They can also be in a ziplock back that is duct taped shut for them to squish around.

MEMORY VERSE | Ephesians 3:18

Put one word of the memory verse on poster board bubble shapes. Put bubble shapes on the floor in order and have kids jump from one bubble to the next saying the word.

ACTIVITY | Deep Sea Coral Painting Craft

Provide sponges to paint with so they sponge coral instead of blowing through straws.



ABOUT THE AUTHOR

KIMBERLY DORPENYO



wentzvillecc.org



facebook.com/kimberly.dorpenyo



instagram.com/kjewell33



Kim serves as the Children's Minister at Wentzville Christian Church, where she has been creating a VIP program for friends with special abilities. They now have one-on-ones for kids, a sensory room, and she is looking at adding sensory-friendly services at least once a month.

She has been in ministry in some capacity for almost 20 years, and her experience involves community development, city-wide networking, empowering women to lead safe groups for teenage girls, and pioneering multiple facets of ministry throughout Africa.

Her daughter, Makaela, is 9 years old and the light of her life. Together they thrive on knowing God and making God known. They are constantly serving in their church and community, believing the church has no walls but lives in the heart of God's people. Their newest adventure, is become a foster family for a family of 3 siblings!

She loves to sing, travel, and drink coffee...lots of coffee.

ADDITIONAL DEVELOPMENT: Elle Campbell, Brooklyn Lindsey, Amber Stephens, Linda Moon.

TEACHING VIDEOS: Sunday Cool, After School Program.

TEACHING SKITS: Natasha McGill.

PRETEEN HACKS: Mikey Sheley.

SPECIAL NEEDS HACKS: Kimberly Dorpenyo.

PRESCHOOL HACKS: Tiffany Thenor.

MEMORY VERSE SIGN LANGUAGE: Sunny Brown.

GRAPHIC DESIGN: Josh Gosney, Jules Gray, Elle Campbell.

LAYOUT DESIGN: Jules Gray, Elle Campbell.

ILLUSTRATION: James Huang.

ADDITIONAL SUPPORT: Kenny Campbell, Tash McGill, Stephen Switzer, Ali Anne, Eddie Irvin, Ari Raines, Kellee Gentry, Tim Synan, Josh McLemore, Amber Gaddis, Megan Romer, Kathie Phillips, Sunny Brown, Dena Kitchens.



SESSION 3

HACKS FOR PRESCHOOLERS

MISSION:
DEEP SEA

BY TIFFANY THENOR

HOW TO HACK THIS SESSION FOR PRESCHOOLERS

In kids ministry, you've got a wide range of ages you need to engage every week. Here are a few adjustments you can make to this week in order to keep your preschoolers more engaged.

ACTIVITY | Beach Ball Bounce

For pre-readers, use numbers or a picture instead of written questions. When the child catches the ball, they can tell you the number or picture their hand touches. Each number or picture may represent a question for the teacher to ask them from the list provided.

ACTIVITY | Sunken Treasure

Customize the sunken treasure map to lead to three spots around the room. When they arrive at each spot, have a leader ask them, "What is one way we can spend time with God?" They can think and talk it out together, before moving on to the next spot the map suggests where they will be asked the same or a similar question.

THE BIG IDEA | My faith grows deeper when I spend time with God.

To help younger children remember the Big Idea, provide hand motions for the words. Example: My faith (hands on heart) grows (hand moved from ground up to demonstrate growing) deeper (pointing downward) when I (point to self) spend time (points to wrist like their is a watch there) with God (points upward to heaven).

REFLECTION | Water Beads

Water beads take about 8 hours to grow. Explain to young children that the growing process takes time. Have them make predictions about what they think will happen to the water beads when they return the next time.

MEMORY VERSE | Ephesians 3:18




- Leaders can blow bubbles, and kids can try to say the verse before they all pop.

ACTIVITY | Deep Sea Coral Painting Craft

- This activity can get really messy. Be sure to use trays or even shallow cardboard boxes to limit splatter. If available, use smocks for aprons to avoid getting the paint on clothing.

ABOUT THE AUTHOR

TIFFANY THENOR

 raisingwonders.org & WonderHere.org
 facebook.com/tiffanydawn.samuels
 instagram.com/raising.wonders



Tiffany Thenor graduated from Southeastern University with a degree in Elementary Education. She is a professional educator with 11 years of experience teaching in public and private education. Now, she spends the bulk of her time innovating and collaborating with parents and other educators through her Learn & Play Studio in Lakeland, FL-WonderHere. Prior to this, she has served in the local church as a children’s pastor and in other capacities in both children’s and youth ministry. She now believes her primary ministry field is parenting and homeschooling her small children and working

with parents and students through her educational facility and online platform.

Tiffany has been married to the love of her life, Jeffrey Thenor, for 9 years. Together, they raise their two beautiful boys, Jeremiah (age 4) and Ezra (age 1.5). They are super thrilled to be expecting their newest addition, a baby girl in May of 2020.

If you’d like to chat with Tiffany about Preschool Ministry, Children’s Ministry, homeschooling, or just whatever-reach out! She would love to connect with you!

ADDITIONAL DEVELOPMENT: Elle Campbell, Brooklyn Lindsey, Amber Stephens, Linda Moon.

TEACHING VIDEOS: Sunday Cool, After School Program.

TEACHING SKITS: Natasha McGill.

PRETEEN HACKS: Mikey Sheley.

SPECIAL NEEDS HACKS: Kimberly Dorpenyo.

PRESCHOOL HACKS: Tiffany Thenor.

MEMORY VERSE SIGN LANGUAGE: Sunny Brown.

GRAPHIC DESIGN: Josh Gosney, Jules Gray, Elle Campbell.

LAYOUT DESIGN: Jules Gray, Elle Campbell.

ILLUSTRATION: James Huang.

ADDITIONAL SUPPORT: Kenny Campbell, Tash McGill, Stephen Switzer, Ali Anne, Eddie Irvin, Ari Raines, Kellee Gentry, Tim Synan, Josh McLemore, Amber Gaddis, Megan Romer, Kathie Phillips, Sunny Brown, Dena Kitchens.



SESSION 3

LESSON GUIDE

MISSION:
DEEP SEA

THE BIG IDEA

My faith grows deeper when I spend time with God.

THE BIBLE

Jesus and the Salvation Story:
Philippians 2:5-11

WHAT? *What are we talking about today?*

VIDEO | Morning Intro 3

- **INSTRUCTIONS:** *Play today's intro video.*

MUSIC | Waves of Worship

- **INSTRUCTIONS:** *Tell the kids to sing and dance along to some fun songs about God's love, including our original theme song, "We Go Deep!" Here are some other songs we like:*
 - ["Higher Than the Sky"](#)
 - ["Deep, Deep, Deep"](#)
 - ["Your Love is Deep"](#)
- ✂ **PRETEEN HACK:** *An alternative playlist for preteens: ["Only Wanna Sing"](#) / ["Real Love"](#) / ["We Are Royals"](#)*

ACTIVITY | Beach Ball Bounce

- **INSTRUCTIONS:** *Blow up a beach ball for each small group. Write the following questions on the ball. Bounce the ball around the group, occasionally stopping when a kid catches it. When the ball is in someone's hand, ask them the question their hand lands closest to. Ask if they know the answer. If they do not, read them the answers listed below:*
- ✂ **SPECIAL NEEDS HACK:** *Provide a separate ball in a different area of the room and do the same activity one-on-one or have a kiddie pool filled with balls in the back of the room or the hallway. Let the kids get in the bin of balls and take out a pre-printed picture of the answers to the questions. Tell the one-on-one buddy to read the back of*

the pictures to them.

✂ **PRESCHOOL HACK:** *Instead of writing the questions down, put numbers or a picture instead. When the kid catches the ball, they can tell you the number or picture their hand touches. Each number or picture may represent a question for you to ask them from the list provided.*

- **What is the difference between a sea and an ocean?** A sea is partially enclosed by land.
- **How can plants grow in the ocean without sunlight?** Sunlight can actually reach 600 feet underwater.
- **What is the deepest ocean in the world?** The Pacific Ocean. It has a known depth of 36,198 feet in the Mariana Islands.
- **Why is the ocean blue?** Believe it or not, no one is really sure why the ocean is blue!
- **What is the most dangerous creature in the ocean?** [The box jellyfish.](#)
- S.E.A. Agents-in-Training, today's first mission is to find out some unknown facts about the ocean. If we are going to dive deep under the sea, we should know some of these things in order to be safe.

ACTIVITY | Octopus Tag

- Let's play a fun ocean game where we get to be sea creatures!
- **INSTRUCTIONS:** *Mark a large square using stakes and ribbon. This will be your "ocean." Choose someone to be the "octopus," and tell them to stand in the center of the ocean. All other players are "fish." The fish will line up at one end of the ocean and the octopus will call out, "I am the octopus! Let's see if you can cross my ocean!" The fish will then try to swim (run) across the ocean and the octopus will try to tag them before they reach the other side. If tagged, fish become "crabs" on the ocean floor. Crabs crouch down where they were tagged, and try to also tag players running by. Each time players reach the other side of the ocean, the octopus and crabs will say the chant again and the players will try to cross the ocean again. The last fish tagged becomes the new octopus.*

✂ **SPECIAL NEEDS HACK:** *Provide a buddy for this game. If the kids cannot play this game or do not want to play this game, provide a separate area where they can move like different animals in the sea, such as a shark (place a fin on their heads and go from one line to the other); crab (walk sideways or crawl from one line to the other); fish (pucker lips and flap arms); dolphin (jump); ocean diver (swim around in designated space).*

SO WHAT? Why does it matter to God and to us?

ACTIVITY | DEEP SEA HQ Skit

- **INSTRUCTIONS:** *Use the script provided to perform a skit or make a video for the kids.*

ACTIVITY | Sunken Treasure

- Buried deep in the ocean is something that everyone would like to find. . . sunken treasure! Sunken treasure can be of great value.

- A relationship with God is something that is also of great value! Even greater value, I'd say. And when we spend time with God, our faith grows deeper and we get even closer to God.
- **What are some ways we can spend time with God?**
- **INSTRUCTIONS:** *Each group will be given a sunken treasure map. The kids will have to work together to come up with a list of ways they can spend time with God. They'll write one way they can spend time with God on each of the spots on the treasure map. Once they fill in all of the lines, reward them with a treasure of chocolate gold coins.*
 - ✂ **SPECIAL NEEDS HACK:** *Provide a big crayon (easier for special hands to hold) and let them circle the answers on their map while sitting with the group. Encourage them to share their map with the group.*
 - ✂ **PRESCHOOL HACK:** *Customize the sunken treasure map to lead to three spots around the room. When they arrive at each spot, tell a leader to ask them, "What is one way we can spend time with God?" They can think and talk it out together before moving on to the next spot the map suggests, where they will be asked the same or a similar question.*
- We may not be able to follow a treasure map to God, but things like reading our Bible, praying, singing songs of worship, and coming to church are all ways we can find this treasure!

SCRIPTURE | Philippians 2:5-11

- **INSTRUCTIONS:** *Read Philippians 2:5-11 together. Tell the story of salvation in a way that would make the most sense to your kids, and aligns with your church tradition! We have suggested one way you might do this here.*
 - ✂ **SPECIAL NEEDS HACK:** *Provide a small dry erase board and colorful dry erase markers. As the story is being told, ask another leader or one-on-one buddy to draw it out. Draw two sides of ocean waves with a space. Write 'sin' on one side and 'God' on the other. Write down sins and such, then draw a life-preserver with a cross in the middle to bridge the gap between the waves.*
- Earlier, we experienced a big problem with the submarine! Something wasn't right and it needed to be fixed. The problem with our sub is kind of like a problem God's people have. The name of that problem is sin.
- **Sin is what separates us from God.**
 - God made us, cares for us, and never wanted to be separated from us. That's why there had to be a way to overcome sin. Sin might be telling a lie, hurting someone, or something else. All of us sin and all of us have a chance to be forgiven.
 - God loves us so much that God wanted us to be close together again and would do the most loving thing to help us. Jesus wanted the disciples to see how God was going to make sure everyone had a way to connect with God again.
- **So, God sent Jesus.**
 - Jesus became a human to rescue us from sin. Jesus never sinned and always loved. This is why Jesus' life and death makes up for our sin. Even though Jesus died, Jesus came back to life and lives forever. Have you ever heard of the phrase, "Jesus lives?" If you haven't yet, then let's say it together: Jesus lives! Jesus lives! Jesus lives!

- Now, everyone has a chance to know and be close to God. We can spend time with God now, exploring the ocean – or anywhere in the world – because of Jesus. God’s arms are always open wide. **How wide?** Wider than the ocean! And God welcomes us into a love so deep. **How deep?** Deeper than the ocean!
- Just like on this voyage beneath the ocean and getting to see God’s creation in all sorts of new ways, the more time we spend with God, the deeper our faith grows.

THE BIG IDEA | My faith grows deeper when I spend time with God.

- **INSTRUCTIONS:** Before VBS, write the words of the Big Idea on diving sticks. Fill a blue kiddie pool with water. Groups will “dive” down through the water using their hands and pull up the diving sticks. The kids will race to get all the diving sticks and put them in the correct order to reveal today’s Big Idea.
 - ✂ **SPECIAL NEEDS HACK:** Provide a separate kiddie pool with the same supplies, just take away the racing aspect so they can take their time.
 - ✂ **PRESCHOOL HACK:** Provide hand motions for the words. Example: My faith (hands on heart) grows (hand moved from ground up to demonstrate growing) deeper (pointing downward) when I (point to self) spend time (points to wrist like there is a watch there) with God (points up toward the sky).
- You’ve uncovered today’s Big Idea! **My faith grows deeper when I spend time with God!**

OBJECT LESSON | Salvation

- **INSTRUCTIONS:** Use a single sheet of paper to demonstrate the Gospel. Watch this [video](#) tutorial on how to make a paper gospel presentation, then fold the paper as you talk to the kids.
- It says in the Bible, in John 1:1, “In the beginning was the Word. And the Word was with God and the Word was God.”
 - [Fold down top corner of paper to form a triangle.] **Who is the Word?** Jesus.
 - [Fold the other corner down to make a “house” shape.] **And what do we know about Jesus based on this verse?** Jesus existed with God before the world was created and Jesus is God. If Jesus is God, that means Jesus has all of the same characteristics of God.
 - [Flip the house over and fold the house in half.] **What is God like?** God is perfect, holy, good, mighty, kind, patient, and without sin.
 - [Fold in half again, like wings on an airplane, but both wings should be on one side.] **If God is like that, then what are humans like?** Humans are often selfish, greedy, imperfect. . . because we are full of sin. [Tear down the middle, starting from the thinner end to the thicker end. You should have two sections – one with a lot of little pieces, and one piece of paper intact.]
- **What is sin?** Sin is anything we think, say, or do that God does not want us to think, say, or do.
- **Who sins?** Everyone! Can you think of some examples of sin? [Place the one piece of paper to the side and unfold and spread out all of the pieces so the kids can see them. Arrange the pieces to spell “Sin”.]
 - There’s nothing we can do on our own to get rid of sin – it’s always with us unless we trust God to help us.

- *[Unfold the largest piece of paper to reveal a cross.]* God sent Jesus to rescue us from sin because only someone like Jesus could do it! Jesus was born like you: 100 percent human and not like you because Jesus was 100 percent. Being perfect helped Jesus fix what wasn't perfect - the problem of sin in the world.
- God gave us Jesus so we could have the chance to be close to God. The story of Jesus shows us how deep God's love for us really is.

PRAYER

- God, It's amazing how deep Your love is. It's amazing how you sent Jesus to save us! I feel so happy knowing I can be close to You and forgiven by trusting in You!

SNACK | Sandy Shores

- We are going to make our very own beach for a snack today.
- **INSTRUCTIONS:** *Mix up a bowl of vanilla pudding for each group before VBS starts. Keep it refrigerated. Mix in blue food coloring and show the kids how the vanilla pudding turns to "water" (or pre-color the pudding before giving it to the groups). Crumble up graham crackers ("sand") and put it in a gallon-sized Ziploc bag for each group. Give the kids a plastic cup and a spoon. They will layer the "water" and "sand" in their cup. They should have a layer of "sand" at the top of their cup as a beach.*
 - ✂ **PRETEEN HACK:** *Recruit a few of the preteens to help make these supplies before this VBS session begins. Offer them the opportunity to help the other kids with assembling these during snack time.*
- You probably have noticed that all of our Bible stories so far have had to do with water. Spending time hearing these stories is a way you are spending time with God.
- Just like the layers of your snack, our faith can have layers, too. Our faith grows deeper when we spend time with God.
- **If you could have any sea creature as a pet, what would you want?**

DISCUSSION

- **INSTRUCTIONS:** *Split off into small groups and have kids share their responses to the following questions. You could choose to combine this with snack time, if you'd like!*
- **What separates us from God?** Sin.
- **God loves us and wants a relationship with us. Who did God send to rescue us from sin?** Jesus.
- **Is it always easy to choose what is right instead of sinning?**
- **Read 1 Peter 1:15-16. What does "holy" mean? What are some ways we can be holy?**
- **Why does spending time with God make our faith grow deeper?**
- **Why do you think God chose to rescue us from sin by sending Jesus to Earth?**
- **How does knowing God loves us so much change how we live?**

ACTIVITY | Play Stations

- **INSTRUCTIONS:** Set up the same “Play Stations” from the last session, or try out some new ones! Keep in mind that this time is to encourage free play, so allow kids to float from station to station at will, but monitor flow.

NOW WHAT? What does God want us to do about it?**VIDEO | Afternoon Countdown 3**

- **INSTRUCTIONS:** Play today’s countdown video.

REFLECTION | Water Beads

- **INSTRUCTIONS:** Pour a handful of water beads into a shallow bowl or dish and cover with water.
 - ✂ **SPECIAL NEEDS HACK:** Have a separate container with water beads in it that the kids can touch and squeeze. They can also be in a Ziploc bag that is duct taped closed for them to squish around.
 - ✂ **PRESCHOOL HACK:** Water beads take about eight hours to grow. Explain to young kids that the growing process takes time. Ask them to guess what they think will happen to the water beads when they return the next time.
- Pretend like this water bead is you. You probably know who God is. But there is so much more to know about God! Just like the water makes the water beads grow bigger, spending time with God helps our faith grow bigger.

REFLECTION | Seashells

- **INSTRUCTIONS:** Provide a large seashell for each group and let the kids pass it around. Ask them to hold it up to their ears and listen. Ask what they hear.
- Some people say it is possible to hear the ocean in a seashell. You have to be really still and quiet to hear it.
- Spending time with God can be like trying to hear the ocean in a seashell – we have to be still and listen for God.

MEMORY VERSE | Ephesians 3:18

- **INSTRUCTIONS:** The kids have to recite the memory verse from one end of the room to the other, one word at a time, while blowing bubbles. Give each kid their own mini bottle of bubbles. Tell the kids to line up, say a word of the memory verse, blow a bubble, and take a step forward. Then, they’ll say the next word in the verse, blow a bubble, then take another step forward.
 - ✂ **PRETEEN HACK:** Type this verse three times on one sheet of paper, equally spaced apart. In the second entry, delete every other word. In the third one, delete everything except the first letter of every word. When you hand these out to your preteens, tell them to fold it into a tri-fold. They can practice using each of these as a different way to memorize this verse.

✂ **SPECIAL NEEDS HACKS:** Put one word of the memory verse on poster board bubble shapes. Put bubble shapes on the floor in order and tell the kids to jump, wheel themselves, or crawl from one bubble to the next while saying the word.

✂ **PRESCHOOL HACK:** Leaders can blow bubbles, and the kids can try to say the verse before they all pop.

- God's love is wide and long and high and deep. Just like the bubbles in the ocean and these bubbles, God's love goes farther than we can imagine.

ACTIVITY | Deep Sea Coral Painting Craft

- **What's our memory verse again?** "Grasp how wide and long and high and deep is the love of Christ." Ephesians 3:18.
- We have been talking at VBS about how deep God's love for us is. Did you know deep sea corals are corals that live at depths greater than 160 feet? That is really deep. But God's love goes even deeper than that!
- Let's make our own deep sea coral to remind us of how deep God's love for us is.
- **INSTRUCTIONS:** Give the kids each a small paper plate with washable paint in different colors, a straw, and the Deep Sea Coral Painting printable. Add about five drops of water to each of the paints to create a nice, thin paint. Using the end of your straw, dip it in the paint. Tap the end of the straw on your paper where you want your coral to start. Now, gently blow through the other end of the straw. Hold the straw at a low angle so the paint goes out in one direction rather than splattering. However, try all different ways of holding the straw so you can see the different effects that different angles and directions give. Demonstrate to the kids how to do this before creating their own.

✂ **SPECIAL NEEDS HACKS:** Provide sponges to paint with so they sponge coral instead of blowing through straws.

✂ **PRESCHOOL HACK:** This activity can get really messy. Be sure to use trays or even shallow cardboard boxes to limit splatter. If available, use aprons to avoid getting the paint on clothing.

SESSION 3

SMALL GROUP GUIDE

MISSION:
DEEP SEA

THE BIG IDEA

My faith grows deeper when I spend time with God.

THE BIBLE

Jesus and the Salvation Story:
Philippians 2:5-11

SMALL GROUP TIME

Wait for cues from your VBS leader throughout the day about when you will be breaking off into small groups for the activities listed below. We suggest you have a designated area where you can keep your group's crafts and other personal items so that they can collect them all at once when it's time to leave.

ACTIVITY | Beach Ball Bounce

- **INSTRUCTIONS:** Bounce the ball around your group, occasionally stopping when a kid catches it. When the ball is in someone's hand, ask them the question their hand lands closest to. Ask if they know the answer. If they do not, read them the answers listed below:
- **What is the difference between a sea and an ocean?** A sea is partially enclosed by land.
- **How can plants grow in the ocean without sunlight?** Sunlight can actually reach 600 feet underwater.
- **What is the deepest ocean in the world?** The Pacific Ocean. It has a known depth of 36,198 feet in the Mariana Islands.
- **Why is the ocean blue?** Believe it or not, no one is really sure why the ocean is blue!
- **What is the most dangerous creature in the ocean?** The box jellyfish.

ACTIVITY | Sunken Treasure

- **What are some ways we can spend time with God?**
- **INSTRUCTIONS:** Work together to come up with a list of ways they can spend time with God. They'll write one way they can spend time with God on each of the spots on the treasure map.

DISCUSSION

- **What separates us from God?** Sin.
- **God loves us and wants a relationship with us. Who did God send to rescue us from sin?** Jesus.

- Is it always easy to choose what is right instead of sinning?
- Read 1 Peter 1:15-16. What does “holy” mean? What are some ways we can be holy?
- Why does spending time with God make our faith grow deeper?
- Why do you think God chose to rescue us from sin by sending Jesus to Earth?
- How does knowing God loves us so much change how we live?

REFLECTION | Water Beads

- **INSTRUCTIONS:** *Pour a handful of water beads into a shallow bowl or dish and cover with water.*
- Pretend like this water bead is you. You probably know who God is. But there is so much more to know about God! Just like the water makes the water beads grow bigger, spending time with God helps our faith grow bigger.

REFLECTION | Seashells

- **INSTRUCTIONS:** *Provide a large seashell for each group and let the kids pass it around. Ask them to hold it up to their ears and listen. Ask what they hear.*
- Some people say it is possible to hear the ocean in a seashell. You have to be really still and quiet to hear it.
- Spending time with God can be like trying to hear the ocean in a seashell – we have to be still and listen for God.

MEMORY VERSE | Ephesians 3:18

- **INSTRUCTIONS:** *The kids have to recite the memory verse from one end of the room to the other, one word at a time, while blowing bubbles. Give each kid their own mini bottle of bubbles. Tell the kids to line up, say a word of the memory verse, blow a bubble, and take a step forward. Then, they'll say the next word in the verse, blow a bubble, then take another step forward.*

ACTIVITY | Deep Sea Coral Painting Craft

- **INSTRUCTIONS:** *Using the end of their straw, kids dip it in the paint. Tap the end of the straw on the printout where you want your coral to start. Now, gently blow through the other end of the straw. Hold the straw at a low angle so the paint goes out in one direction rather than splattering.*



MEMORY VERSE FOR MISSION: DEEP SEA: Ephesians 3:18 (NIV)



“Grasp how wide and long and high and deep is the love of Christ.”

Looking for sign language? Go to growcurriculum.org/Ephesians3-18
and get memorizing!

BIG IDEA: My faith grows deeper when I spend time with God

THE BIBLE: Jesus and the Salvation Story:
Philippians 2:5-11









EPHESIANS 3:18