



SESSION 4

WEEKDAY LESSON OUTLINE

MISSION:
DEEP SEA

THE BIG IDEA

My faith grows deeper when I share my story.

THE BIBLE

Jonah Goes to Nineveh:
Jonah 1-3

THIS SESSION AT A GLANCE

- **VIDEO** | Morning Intro 4
- **MUSIC** | Waves of Worship
- **ACTIVITY** | Swimming Fish
- **ACTIVITY** | Jump the Waves
- **ACTIVITY** | DEEP SEA HQ Skit
- **ACTIVITY** | Spitting Jonah
- **SCRIPTURE** | Jonah 1-3
- **THE BIG IDEA** | My faith grows deeper when I share my story.
- **OBJECT LESSON** | Dominoes
- **PRAYER**
- **SNACK** | Clam Cookies
- **DISCUSSION**
 - What did God ask Jonah to do?
 - Why didn't Jonah want to do this? What did he do instead?
 - What happened after Jonah got spit out by the big fish?
 - Read Jonah 1:17-2:1. If you were in a dark and lonely place like Jonah was, what would you do?
 - Is there someone you think God is asking you to share your story with? Someone you think wouldn't listen?
 - Who is someone that shared their story about God with you?
 - How can sharing our story deepen our faith?
- **ACTIVITY** | Play Stations
- **VIDEO** | Afternoon Countdown 4
- **RESPONSE** | Sharing Your Story
- **ACTIVITY** | S.E.A. Agent Certificate
- **MEMORY VERSE** | Ephesians 3:18
- **ACTIVITY** | DIY Aquarium Craft



SESSION 4

EVENING LESSON OUTLINE

MISSION:
DEEP SEA

THE BIG IDEA

My faith grows deeper when I share my story.

THE BIBLE

Jonah Goes to Nineveh:
Jonah 1-3

THIS SESSION AT A GLANCE

- **VIDEO** | Morning Intro 4
- **MUSIC** | Waves of Worship
- **ACTIVITY** | Jump the Waves
- **ACTIVITY** | Spitting Jonah
- **SCRIPTURE** | Jonah 1-3
- **THE BIG IDEA** | My faith grows deeper when I share my story.
- **OBJECT LESSON** | Dominoes
- **PRAYER**
- **SNACK** | Clam Cookies

■ **DISCUSSION**

- What did God ask Jonah to do?
- Why didn't Jonah want to do this? What did he do instead?
- What happened after Jonah got spit out by the big fish?
- Read Jonah 1:17-2:1. If you were in a dark and lonely place like Jonah was, what would you do?
- Is there someone you think God is asking you to share your story with? Someone you think wouldn't listen?
- Who is someone that shared their story about God with you?
- How can sharing our story deepen our faith?

- **VIDEO** | Afternoon Countdown 4
- **RESPONSE** | Sharing Your Story
- **ACTIVITY** | S.E.A. Agent Certificate
- **MEMORY VERSE** | Ephesians 3:18
- **ACTIVITY** | DIY Aquarium Craft



SESSION 4

HACKS FOR PRETEENS

MISSION:
DEEP SEA

BY MIKE SHELEY

HOW TO HACK THIS SESSION FOR PRETEENS

In kids ministry, you've got a wide range of ages you need to engage every week, but preteens tend to get overlooked, so here are a few adjustments you can make to this week in order to keep your preteens more engaged.

DISCUSSION

Give each preteen one sheet of plain printer paper. Have them fold it in half. Then have them fold it in half the other direction. Now they should unfold the paper and have a sheet with four different rectangles. Looking at the paper in landscape or horizontal position, instruction them to create four quick sketch notes or comics that summarize their answers to these four prompts:

- Draw a quick sketch of someone God may be asking them to share their story with.
- Draw a quick sketch of someone whom they may not think will listen but who needs to hear their story.
- Draw a quick sketch of someone who shared their story about God with you.
- Write a word or phrase that describes how sharing your story can deepen your faith.

RESPONSE | Sharing Your Story

Help preteens practice telling their story with some simple tools. There is the free "[CIY Tell It](#)" app available on the Apple App Store or for \$1 you can pick up a [set of cards](#) that walk them through the same thing. Either way, this simple method will help preteens practice sharing their story!




MEMORY VERSE | Ephesians 3:18

Allow preteens to use one of their own devices or to borrow one from a leader to record themselves doing this video ahead of time. Then play it back to teach it to the children. When they have seen it a couple of times, hit pause after certain lines to help children keep going and "fill in the blank." Do this a few times until the children can do the whole song, (and verse), from memory.

ABOUT THE AUTHOR

MIKE SHELEY



 facebook.com/michaelsheley
 instagram.com/michaelsheley
 twitter.com/michaelsheley

Mike Sheley is the Middle School Pastor overseeing ministries for preteen (5th-6th grade) and young adolescent (7th-8th grade) students at Mount Pleasant Christian Church in central Indiana. He has been in student ministry for over twenty years, with more than twelve of those years in his current position. In his current ministry, preteens participate alongside middle schoolers for weekly programming, but have their own lessons and special events. However, part of the health of the ministry is due to the close friendship and working relationship Mike has with the children's ministry team.

Mike is married and has three kids - one in college,

one in high school and one in middle school. Mike has had the joy and challenge of ministering to all of his kids as their youth pastor during their preteen and middle school years.

Mike's odd jobs over the years have included working at the his local Apple Store, Target, and at a couple fast-food restaurants. He has a weird fascination with presentations and fonts.

If you'd like to chat with Mike about spiritual disciplines with preteens, parent ministry or developing better presentations, reach out! He would love to connect with you!

ADDITIONAL DEVELOPMENT: Elle Campbell, Brooklyn Lindsey, Amber Stephens, Linda Moon.

TEACHING VIDEOS: Sunday Cool, After School Program.

TEACHING SKITS: Natasha McGill.

PRETEEN HACKS: Mikey Sheley.

SPECIAL NEEDS HACKS: Kimberly Dorpenyo.

PRESCHOOL HACKS: Tiffany Thenor.

MEMORY VERSE SIGN LANGUAGE: Sunny Brown.

GRAPHIC DESIGN: Josh Gosney, Jules Gray, Elle Campbell.

LAYOUT DESIGN: Jules Gray, Elle Campbell.

ILLUSTRATION: James Huang.

ADDITIONAL SUPPORT: Kenny Campbell, Tash McGill, Stephen Switzer, Ali Anne, Eddie Irvin, Ari Raines, Kellee Gentry, Tim Synan, Josh McLemore, Amber Gaddis, Megan Romer, Kathie Phillips, Sunny Brown, Dena Kitchens.



SESSION 4

HACKS FOR KIDS WITH SPECIAL NEEDS

MISSION:
DEEP SEA

BY KIMBERLY DORPENYO

HOW TO HACK THIS SESSION FOR KIDS WITH SPECIAL NEEDS

In kids ministry, you've got a wide range of ages you need to engage every week, but kids with special needs tend to get overlooked, so here are a few adjustments you can make to this week in order to keep your kids with special needs more engaged.

ACTIVITY | Swimming Fish

Have the completed bottles pre-made, but have extra balloons that kids can still draw a face on their whale and play with it outside of the bottle.

ACTIVITY | Jump the Waves

Provide a buddy to accompany them from line-to-line, let them march big instead of jump, and/or provide a similar activity in a different area.

ACTIVITY | Spitting Jonah

Make the origami fish ahead of time for our friends with special needs. Have kids decorate their fish however they want. As an alternative, make paper boats and have them play with a few pom-poms.

SCRIPTURE | Jonah 1-3

Provide a small bin that students can put their origami fish into and pretend to swim it around while listening to the story.

THE BIG IDEA | My faith grows deeper when I share my story.

Provide a buddy to hold and steady the pole. Have the Big Idea pre-written so they can match their fish to it.

OBJECT LESSON | Dominoes

Provide [cardboard blocks](#) that can work as dominoes. They need larger areas to draw and these will allow for a whole piece of paper to be stuck to them. Use large crayons instead of sharpies.

DISCUSSION

Create an emoji chart (like one you would see at a doctor's office to rate pain) and use them to discuss these questions. Here are some ways you might use emoji: 1) Jonah had to go tell the people of Nineveh about God (talking lips, surprised face, megaphone); 2) Jonah didn't want to go because he didn't like them and didn't think they would listen, so he ran away (angry face, monkey covering ears, boat, runner); 3) When Jonah got spit out by the big fish, he gave God's message to the people of Nineveh, and they all prayed to God (whale, megaphone, talking lips, prayer hands, happy face). Also, use a variety of expressions to help them communicate their responses for the application questions.

RESPONSE | Sharing Your Story

Provide pre-cut pictures (or stickers) with suggestions (e.g., mom, friend, neighbor, teacher, etc.). Let the students choose a picture and attach it to the fish. Provide a buddy to help them hang their fish on the net.



ABOUT THE AUTHOR

KIMBERLY DORPENYO



wentzvillecc.org



facebook.com/kimberly.dorpenyo



instagram.com/kjewell33



Kim serves as the Children's Minister at Wentzville Christian Church, where she has been creating a VIP program for friends with special abilities. They now have one-on-ones for kids, a sensory room, and she is looking at adding sensory-friendly services at least once a month.

She has been in ministry in some capacity for almost 20 years, and her experience involves community development, city-wide networking, empowering women to lead safe groups for teenage girls, and pioneering multiple facets of ministry throughout Africa.

Her daughter, Makaela, is 9 years old and the light of her life. Together they thrive on knowing God and making God known. They are constantly serving in their church and community, believing the church has no walls but lives in the heart of God's people. Their newest adventure, is become a foster family for a family of 3 siblings!

She loves to sing, travel, and drink coffee...lots of coffee.

ADDITIONAL DEVELOPMENT: Elle Campbell, Brooklyn Lindsey, Amber Stephens, Linda Moon.

TEACHING VIDEOS: Sunday Cool, After School Program.

TEACHING SKITS: Natasha McGill.

PRETEEN HACKS: Mikey Sheley.

SPECIAL NEEDS HACKS: Kimberly Dorpenyo.

PRESCHOOL HACKS: Tiffany Thenor.

MEMORY VERSE SIGN LANGUAGE: Sunny Brown.

GRAPHIC DESIGN: Josh Gosney, Jules Gray, Elle Campbell.

LAYOUT DESIGN: Jules Gray, Elle Campbell.

ILLUSTRATION: James Huang.

ADDITIONAL SUPPORT: Kenny Campbell, Tash McGill, Stephen Switzer, Ali Anne, Eddie Irvin, Ari Raines, Kellee Gentry, Tim Synan, Josh McLemore, Amber Gaddis, Megan Romer, Kathie Phillips, Sunny Brown, Dena Kitchens.



SESSION 4

HACKS FOR PRESCHOOLERS

MISSION:
DEEP SEA

BY TIFFANY THENOR

HOW TO HACK THIS SESSION FOR PRESCHOOLERS

In kids ministry, you've got a wide range of ages you need to engage every week. Here are a few adjustments you can make to this week in order to keep your preschoolers more engaged.

ACTIVITY | Swimming Fish

Do this activity whole group, or with one leader per small group, to demonstrate this activity. Ask for volunteers along the way to participate in each of the instructions.

ACTIVITY | Jump the Waves

Knowing that younger children may have difficulty with controlling their movements, play this game outdoors or ask the children to hop instead of run, to limit chaos or hazard.

ACTIVITY | Spitting Jonah

Have the origami fish pre-created, but allow kids to add the decorations and googly eyes, and play with the pom pom as suggested.

THE BIG IDEA | My faith grows deeper when I share my story.

To help younger children remember the Big Idea, provide hand motions for the words. Example: My faith (hands on heart) grows (move hand from ground up to demonstrate growth) deeper (points downward) when I (points to self) share (move hands outwards) my story (hold hands like holding a book).

OBJECT LESSON | Dominos




Provide [cardboard blocks](#) that can work as dominoes. The kids will need larger areas to draw and these will allow for a whole piece of paper to be stuck to them. Use large crayons instead of permanent markers.

RESPONSE | Sharing Your Story

The child can dictate the name of this person to an adult, who can write the name for the child on the fish. Or, the child can draw a picture to represent the person they are thinking of.

ABOUT THE AUTHOR

TIFFANY THENOR

 raisingwonders.org & WonderHere.org
 facebook.com/tiffanydawn.samuels
 instagram.com/raising.wonders



Tiffany Thenor graduated from Southeastern University with a degree in Elementary Education. She is a professional educator with 11 years of experience teaching in public and private education. Now, she spends the bulk of her time innovating and collaborating with parents and other educators through her Learn & Play Studio in Lakeland, FL-WonderHere. Prior to this, she has served in the local church as a children’s pastor and in other capacities in both children’s and youth ministry. She now believes her primary ministry field is parenting and homeschooling her small children and working

with parents and students through her educational facility and online platform.

Tiffany has been married to the love of her life, Jeffrey Thenor, for 9 years. Together, they raise their two beautiful boys, Jeremiah (age 4) and Ezra (age 1.5). They are super thrilled to be expecting their newest addition, a baby girl in May of 2020.

If you’d like to chat with Tiffany about Preschool Ministry, Children’s Ministry, homeschooling, or just whatever-reach out! She would love to connect with you!

ADDITIONAL DEVELOPMENT: Elle Campbell, Brooklyn Lindsey, Amber Stephens, Linda Moon.

TEACHING VIDEOS: Sunday Cool, After School Program.

TEACHING SKITS: Natasha McGill.

PRETEEN HACKS: Mikey Sheley.

SPECIAL NEEDS HACKS: Kimberly Dorpenyo.

PRESCHOOL HACKS: Tiffany Thenor.

MEMORY VERSE SIGN LANGUAGE: Sunny Brown.

GRAPHIC DESIGN: Josh Gosney, Jules Gray, Elle Campbell.

LAYOUT DESIGN: Jules Gray, Elle Campbell.

ILLUSTRATION: James Huang.

ADDITIONAL SUPPORT: Kenny Campbell, Tash McGill, Stephen Switzer, Ali Anne, Eddie Irvin, Ari Raines, Kellee Gentry, Tim Synan, Josh McLemore, Amber Gaddis, Megan Romer, Kathie Phillips, Sunny Brown, Dena Kitchens.



SESSION 4

LESSON GUIDE

MISSION:
DEEP SEA

THE BIG IDEA

My faith grows deeper when I share my story.

THE BIBLE

Jonah Goes to Nineveh:
Jonah 1-3

WHAT? *What are we talking about today?*

VIDEO | Morning Intro 4

- **INSTRUCTIONS:** *Play today's intro video.*

MUSIC | Waves of Worship

- **INSTRUCTIONS:** *Tell the kids to sing and dance along to some fun songs about God's love, including our original theme song, "We Go Deep!" Here are some other songs we like:*
- ["Tell the World"](#)
- ["This is Living Now"](#)
- ["Tell His Story"](#)

ACTIVITY | Swimming Fish

- **INSTRUCTIONS:** *Fill a large, plastic soft drink bottle about one quarter full with water. Add a few drops of blue food coloring and a very small drop of liquid detergent. Pour in a small amount of clean sand. Blow up a small balloon, release most of the air, then tie the ends closed. Tell the kids to use a Sharpie to draw a face on their "whale." Push the balloon into the bottle and screw the cap on tightly. When you have finished, you will have an ocean with a bobbing "whale" inside. The balloon will swim in the water by holding the bottle sideways and rocking it back and forth.*
- ✂ **SPECIAL NEEDS HACK:** *Pre-make the completed bottles, but have extra balloons for the kids to draw whale faces on and play with outside of the bottle.*

✂ **PRESCHOOL HACK:** *Do this activity together as a group, or with one leader per small group, to demonstrate this activity. Ask for volunteers along the way to participate in each of the instructions.*

- Today, we are going to talk about a man named Jonah. Jonah had quite the encounter with the ocean. . . and a big fish.

ACTIVITY | Jump the Waves

- **INSTRUCTIONS:** *Divide the group into two teams, with one at each end of the play area. In the middle of the room, have two leaders (or older kids) hold the ends of two jump ropes on the ground. Start with the ropes really close together. When you say, “Go,” the two teams will run and toward the middle and try to jump over both ropes. After both teams make it over the ropes, spread the two ropes apart a little bit and repeat. Keep going until it’s too wide for anyone to jump over! If someone falls into the ocean (can’t jump over both ropes), they must “swim” back to the starting line.*

✂ **SPECIAL NEEDS HACK:** *Provide a buddy to accompany the kids from line to line, and encourage them to march instead of jump, and/or provide a similar activity in a different area.*

✂ **PRESCHOOL HACK:** *Knowing that younger kids may have difficulty with controlling their movements, play this game outdoors or ask the kids to hop instead of run.*

- Some things can be too difficult for us, like trying to jump that last distance! Or maybe talking about Jesus to our friends. Our memory verse for Mission: DEEP SEA tells us that God’s love is SO wide, long, high, and deep – way wider than these jump ropes! Let’s hear more about how much God loves everyone, and what that means for us.

SO WHAT? Why does it matter to God and to us?

ACTIVITY | DEEP SEA HQ Skit

- **INSTRUCTIONS:** *Use the script provided to perform a skit or make a video for the kids.*

ACTIVITY | Spitting Jonah

- **INSTRUCTIONS:** *Using the Spitting Jonah origami instruction sheet, tell the kids to create their own fish out of paper. Then, they can make the fish “spit” out “Jonah” (a pom-pom). For an added challenge, put out a toy boat (or a box) and encourage the kids to aim “Jonah” into the boat.*

✂ **SPECIAL NEEDS HACK:** *Make the origami fish ahead of time. Help the kids decorate their fish however they want. As an alternative, make paper boats and encourage them to play with a few pom-poms.*

✂ **PRESCHOOL HACK:** *Pre-make the origami fish, but allow the kids to add the decorations and googly eyes, and play with the pom-poms.*

- In today’s Bible story, we are going to learn about a man named Jonah and how he got swallowed by a big fish! Spoiler alert – he was okay, though. But let’s back up a bit.
 - God wanted Jonah to go to a place called Nineveh and tell the people there about God.

- Jonah didn't like the people there, so he decided to get on a boat and go the other way.
- But God had something waiting for Jonah. A great, big fish came and swallowed Jonah whole.
 - Jonah was in a dark and scary place for three whole days. Do you know what Jonah was doing in that dark and scary place?
 - He was praying. Jonah prayed, "God, I'm sorry. Please forgive me! I'll do whatever you want, but please forgive me!"
 - And do you know what happened? God heard Jonah's prayer. So, the fish spit Jonah up.
 - We are going to make a fish of our own. Each of you will follow these instructions. When you're done, you can come get a pom-pom to use as "Jonah."
 - See if you can get your fish to spit Jonah out of its mouth!

SCRIPTURE | Jonah 1-3

- **INSTRUCTIONS:** Summarize Jonah 1-3. You can do it something like this!
 - ✂ **SPECIAL NEEDS HACK:** Provide a small bin that kids can put their origami fish into and pretend to swim it around while listening to the story.
- **How many of you had something really amazing happen to you?** When that happened, you probably didn't keep it a secret, right? Nope, you probably told someone!
- It is important to tell others about God because God is even more incredible than anything we can think of!
- Jonah had an important message from God to deliver, but he was afraid. God wanted Jonah to go to a place called Nineveh and tell the people there that they needed to stop living the way they were, and to start following and obeying God.
 - This made Jonah afraid and it made him a little mad. He didn't want to do this. Even though God's instructions were pretty clear, Jonah made excuses.
 - He wasn't sure that he knew exactly what to say when he got there, or that the Nineveh townspeople would even listen to him. Nineveh needed Jonah's message, otherwise the whole city would be destroyed. It wasn't like missing a text message about a sale at your favorite store. Nineveh desperately needed this message.
 - But instead of going to Nineveh, Jonah actually decided to run from God and not do what he was told to do. He got on a boat that was not going to Nineveh.
 - While out on the ocean, Jonah was swallowed by a big fish! After three days and nights in this dark and lonely place, Jonah prayed to God. Jonah apologized and promised to do what God asked. God heard Jonah's prayer and commanded the fish, who spat out Jonah on the shore.
 - By then, Jonah realized the importance of sharing God's message with people and the whole town was saved as a result.
- Sometimes, it can be scary to do what God asks of us. It is okay to be afraid, but we all have our story to share, and when we do, our faith grows deeper.

THE BIG IDEA | My faith grows deeper when I share my story.

- S.E.A. Agents-in-Training! Our next mission is to find today's Big Idea! We are going to go deep sea fishing to figure it out.
- **INSTRUCTIONS:** *Groups will use magnetic fishing poles to fish out the words for today's Big Idea. Each fish will have one word from today's Big Idea written on it. An alternative way to do this activity is to print and cut out the fish printable. Attach paper clips to each fish. Create a magnetic fishing pole by using a dowel rod, string, and a magnet.*
 - ✂ **SPECIAL NEEDS HACK:** *Provide a buddy to hold and steady the pole. Pre-write the Big Idea so they can match their fish to it.*
 - ✂ **PRESCHOOL HACK:** *To help younger kids remember the Big Idea, provide hand motions for the words. For example: My faith (hands on heart) grows (move hand from ground up to demonstrate growth) deeper (points downward) when I (points to self) share (move hands outwards) my story (hold hands like holding a book).*
- Excellent work, agents! You've found it! Today's Big Idea is: **My faith grows deeper when I share my story.**

OBJECT LESSON | Dominoes

- **INSTRUCTIONS:** *Start by handing out dominoes to each kid. Pass a Sharpie around and tell each kid to draw themselves on the back of their domino. As the VBS leader, be sure to take a domino yourself and draw you, too. As the kids finish decorating their domino, tell them to bring it to you. (While they are drawing, share about a person in your life who told you about God for the first time. What did they say to you? What would your life be like if they didn't share their story? Keep the story short and age appropriate for your group.)*
 - ✂ **SPECIAL NEEDS HACK:** *Provide [cardboard blocks](#) that can work as dominoes. The kids will need larger areas to draw and these will allow for a whole piece of paper to be stuck to them. Use large crayons instead of permanent markers.*
 - ✂ **PRESCHOOL HACK:** *Provide [cardboard blocks](#) that can work as dominoes. The kids will need larger areas to draw and these will allow for a whole piece of paper to be stuck to them. Use large crayons instead of permanent markers.*
- God wants us to share our story with others. But just like Jonah, that can seem overwhelming, scary, or even impossible to do.
- *[Put your VBS leader domino at the front.] If one person tells one other person [add one of the kids dominoes behind yours], and that person tells another person [continue adding dominoes until all of them have been lined up behind the VBS leader one], eventually something big can happen. [Knock back the VBS leader domino and show the kids the domino effect as they all begin to fall over.]*
- By sharing your story with just one person, you never know the effect it can have. **My faith grows deeper when I share my story.**

PRAYER

- God, each one of us has a story to share. Sometimes, You may ask us to share that story with people who are different than us, sometimes, You may ask us to share that story with someone who we aren't sure will listen. But just like Jonah, when we share our story anyway, our faith grows deeper. Help us to be brave enough to share our stories with others!

SNACK | Clam Cookies

- **INSTRUCTIONS:** *Using two vanilla wafers, colored frosting, and a candy pearl, the kids will create their own clam cookie with a surprise pearl in the middle. Ask the following questions while the kids eat:*
- **If you were swallowed by a whale, what would be the first thing you'd do when you got to its stomach?**
- **What kinds of things do you think you'd find in its stomach?**

DISCUSSION

- **INSTRUCTIONS:** *Split off into small groups and have kids share their responses to the following questions. You could choose to combine this with snack time, if you'd like!*
- **What did God ask Jonah to do?** To go to Nineveh and share God's message.
- **Why didn't Jonah want to do this? What did he do instead?** He did not like the people and thought they wouldn't listen to him. So, he boarded a boat and decided not to go.
- **What happened after Jonah got spit out by the big fish?** He delivered God's message to Nineveh and the people prayed to God.
- **Read Jonah 1:17-2:1. If you were in a dark and lonely place like Jonah was, what would you do?**
- **Is there someone you think God is asking you to share your story with? Someone you think wouldn't listen?**
- **Who is someone that shared their story about God with you?**
- **How can sharing our story deepen our own faith?**
 - ✂ **PRETEEN HACK:** *Give preteens a piece of paper and fold it into fours. Tell them to create four quick sketch notes or comics that summarize their answers to the last four questions.*
 - ✂ **SPECIAL NEEDS HACK:** *Use emojis to help review: 1) talking lips, surprised face, megaphone; 2) angry face, monkey covering ears, boat, runner; 3) whale, megaphone, talking lips, prayer hands, happy face. Use a variety of expressions to help them communicate their responses for the application questions.*

ACTIVITY | Play Stations

- **INSTRUCTIONS:** *Set up the same "Play Stations" from the last session, or try out some new ones! Keep in mind that this time is to encourage free play, so allow the kids to float from station to station at will, but monitor flow.*

NOW WHAT? What does God want us to do about it?

VIDEO | Countdown Video

- **INSTRUCTIONS:** Show the kids the provided countdown video to reel them in after Play Stations or a break.

RESPONSE | Sharing Your Story

- You don't have to travel super far like Jonah did to share your story – I bet there is someone you know, maybe someone you see every day, with whom you could share your story.
- **INSTRUCTIONS:** Before this activity, hang up a large fishing net on stage or in a visible area. Tell the kids to think of someone who they need to share their story with (e.g., friend, a family member, teammate, neighbor, etc.). Once they have a name in mind, they will take a pre-cut fish and write the name of that person on the fish. Then, they will use a clothespin to pin their fish up on the net.
 - ✂ **PRETEEN HACK:** Help preteens practice telling their story with some simple tools, like CIY's free ["Tell It"](#) app or [set of cards](#) (\$1.00).
 - ✂ **SPECIAL NEEDS HACK:** Provide pre-cut pictures (or stickers) with suggestions (e.g., mom, friend, neighbor, teacher, etc.). Let the kids choose a picture and attach it to the fish. Provide a buddy to help them hang their fish on the net.
 - ✂ **PRESCHOOL HACK:** The kids can dictate the name of their person to an adult who can write the name for them on the fish. Or, the kids can draw a picture to represent the person they are thinking of.
- Say a prayer and ask God for help sharing your story with this person! **Because our faith grows deeper when we share our story!**

ACTIVITY | S.E.A. Agent Certificate

- We've done a lot of deep sea exploring here at Mission: DEEP SEA. We've solved a lot of problems, played a lot of games, and heard some incredible Bible stories that showed us how to deepen our faith.
- Today is the last day of your training. . . which means you are all official S.E.A. agents now!
- **INSTRUCTIONS:** Using the certificate printable provided, the kids will graduate from being a S.E.A. Agent-in-Training to a "fully certified" S.E.A. agent!
- Congratulations, agents! Now, you're ready to grow your faith!

MEMORY VERSE | Ephesians 3:18

- **INSTRUCTIONS:** Groups will practice the memory verse by singing it to the tune of "Baby Shark." You can add the sign language to do with the song.
 - ✂ **PRETEEN HACK:** Allow preteens to use one of their own devices or borrow one from a leader to record themselves doing this video ahead of time. Then, play it back to teach it to the rest of the group. When they have seen it a couple of times, hit pause after certain lines to help them keep going and "fill in the blank." Do this a few times until the kids can do the whole song (and verse) from memory!

Grasp how wide (doo doo doo doo doo)
and long (doo doo doo doo doo)
and high (doo doo doo doo doo)
and deep (doo doo doo doo doo)
is the love of Christ!

ACTIVITY | DIY Aquarium Craft

- During Mission: DEEP SEA, we've talked about how wide and long and high and deep the love of God is. We've explored the deep ocean and worked together to complete our mission.
- **INSTRUCTIONS:** *The kids will create their own "aquarium" to take home. Instruct them to insert aquarium rocks, plastic plants, fish, and other creatures into the mason jar. Fill with water, five to six drops of blue food coloring, and glitter. Print the VBS logo on two-inch, round Avery labels and tell the kids to stick them to the lid of their plastic mason jars.*
- When you return to land, you will have this aquarium to remind you how deeply you are loved by God, and also of your new mission as a S.E.A. agent – **to grow your faith by spending time with God and others, by using your gifts and sharing your story!**

SESSION 4

SMALL GROUP GUIDE

MISSION:
DEEP SEA

THE BIG IDEA

My faith grows deeper when I share my story.

THE BIBLE

Jonah Goes to Nineveh:
Jonah 1-3

SMALL GROUP TIME

Wait for cues from your VBS leader throughout the day about when you will be breaking off into small groups for the activities listed below. We suggest you have a designated area where you can keep your group's crafts and other personal items so that they can collect them all at once when it's time to leave.

ACTIVITY | Spitting Jonah

- **INSTRUCTIONS:** Show kids how to create their own fish, using the origami instructions provided. Then, they can make the fish "spit" out pom-pom Jonah!

THE BIG IDEA | My faith grows deeper when I share my story.

- **INSTRUCTIONS:** Use the fishing poles to fish out the words for today's Big Idea. Each fish will have one word from today's Big Idea written on it. Have your group work together to put it in order.

DISCUSSION

- **What did God ask Jonah to do?** To go to Nineveh and share God's message.
- **Why didn't Jonah want to do this? What did he do instead?** He did not like the people and thought they wouldn't listen to him. So, he boarded a boat and decided not to go.
- **What happened after Jonah got spit out by the big fish?** He delivered God's message to Nineveh and the people prayed to God.
- **Read Jonah 1:17-2:1. If you were in a dark and lonely place like Jonah was, what would you do?**
- **Is there someone you think God is asking you to share your story with? Someone you think wouldn't listen?**
- **Who is someone that shared their story about God with you?**
- **How can sharing our story deepen our own faith?**

RESPONSE | Sharing Your Story

- **INSTRUCTIONS:** Tell the kids to think of someone who they need to share their story with (e.g., friend, a family member, teammate, neighbor, etc.). Once they have a name in mind, they will take a pre-cut fish and write the name of that person on the fish. Then, they will use a clothespin to pin their fish up on the net in your main meeting area.

ACTIVITY | S.E.A. Agent Certificate

- **INSTRUCTIONS:** Have kids fill out the certificate that graduates them from being a S.E.A. Agent-in-Training to a “fully certified” S.E.A. agent!

MEMORY VERSE | Ephesians 3:18

- **INSTRUCTIONS:** Groups will practice the memory verse by singing it to the tune of “Baby Shark.”
Grasp how wide (doo doo doo doo doo)
and long (doo doo doo doo doo)
and high (doo doo doo doo doo)
and deep (doo doo doo doo doo)
is the love of Christ!

ACTIVITY | DIY Aquarium Craft

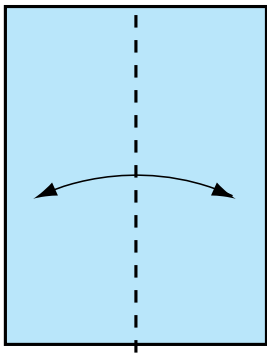
- **INSTRUCTIONS:** The kids will insert the objects provided into the mason jar. Fill with water, five to six drops of blue food coloring, and glitter. Attach the labels to the lid of their plastic mason jars.

MEMORY VERSE FOR MISSION: DEEP SEA: Ephesians 3:18 (NIV)

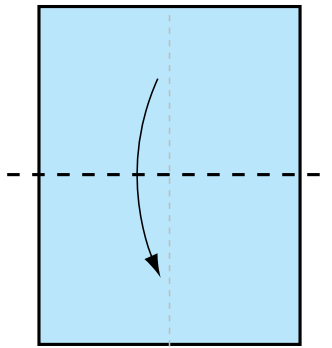
“Grasp how wide and long and high and deep is the love of Christ.”

Looking for sign language? Go to growcurriculum.org/Ephesians3-18 and get memorizing!

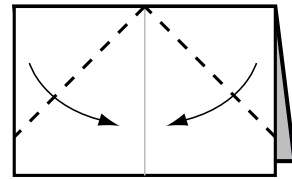




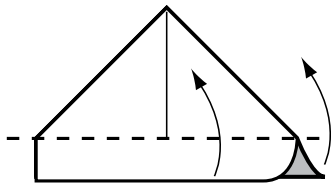
1. Start with a rectangular piece of paper, coloured side up.
Fold in half, then open.



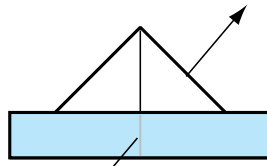
2. Fold in half downwards.



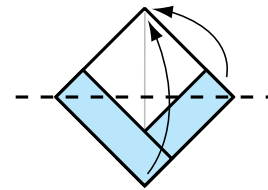
3. Bring corners in to centre line.



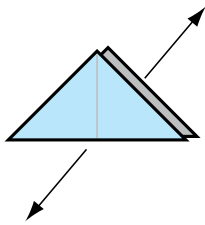
4. Fold uppermost layer upwards & do the same to the back. Crease well.



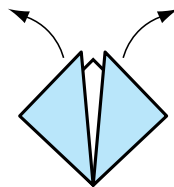
5. Pull the sides out and flatten.



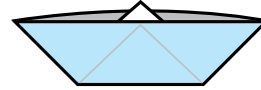
6. Fold front layer up to top, then do the same at the back.



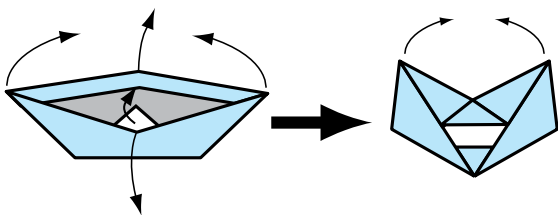
7. Pull the sides apart and flatten.



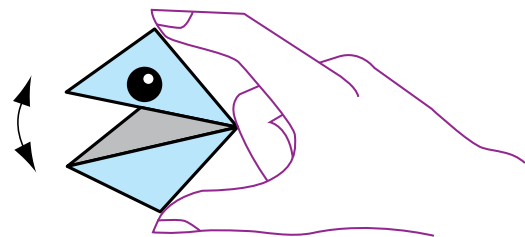
8. Gently pull the top parts of the model outwards, making a boat shape.




9. Flatten well.

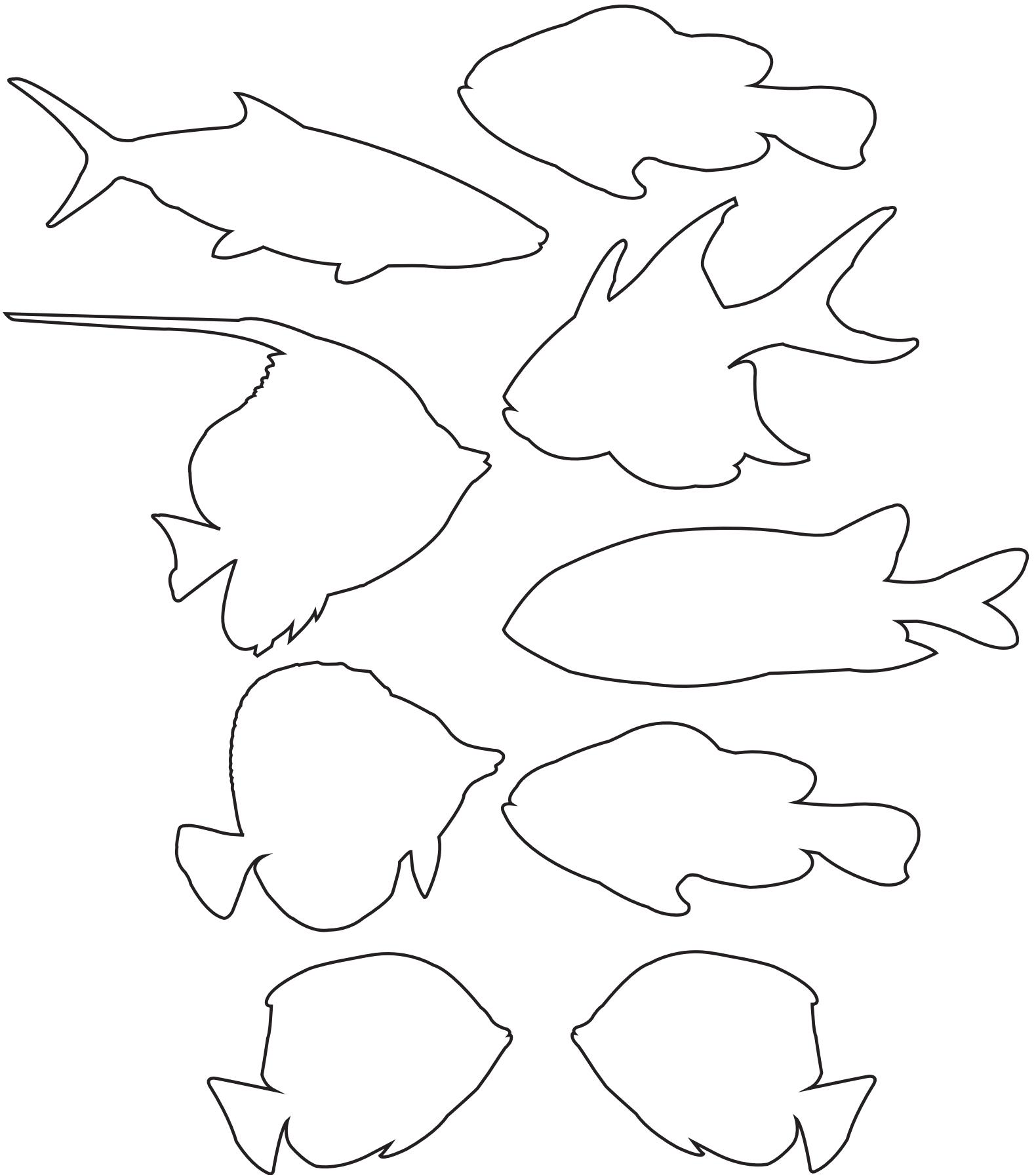


10. Tuck the little centre triangle under one of the sides. Then bring the outside corners to meet together, letting the sides move outwards.



Finished Snapper. To make it snap, hold as shown and press together. It looks especially good with eyes!





MISSION: DEEP SEA

S.E.A.

AGENT

PRESENTED TO:

DATE:

Grasp how wide and long and high and deep is the love of Christ. – Ephesians 3:18.

People can help my faith grow.

My faith grows deeper when I use my gifts.

My faith grows deeper when I spend time with God.

My faith grows deeper when I share my story.



